



# STEAM Education Enriching Knowledge Series: “3D Printing x Innovative Eyewear Development” Design Thinking Workshop (New)

HKPC Academy




# Trends of 3D printing Technology & Related Application in Product Development (3D打印技術趨勢與相關產品開發應用)

Speaker:

Mr. Patrick Lam

Associate Principal Consultant,  
Additive Manufacturing and Metallurgy,  
Smart Manufacturing Division  
Hong Kong Productivity Council




## 3D打印技術趨勢

- 3D產品成型之概念發展
- 從設計至建立模型

## 於產品開發的相關應用

- 3D打印於不同行業的應用
- 傳統製造生產與直接製造的比較
- 參觀及體驗先進3D打印與直接製造中心及樣品





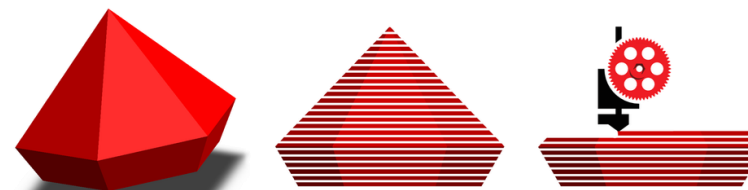

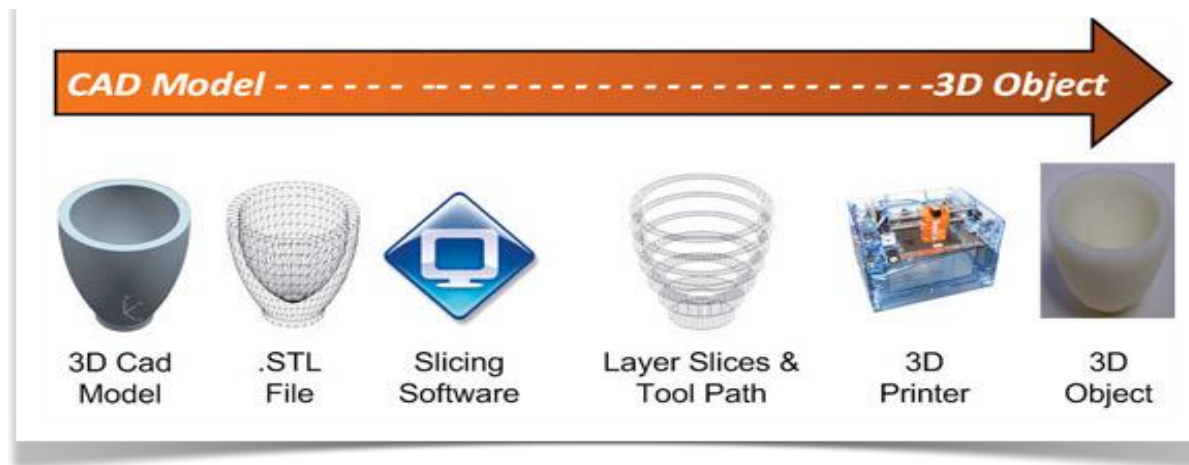


# 什麼是3D列印?

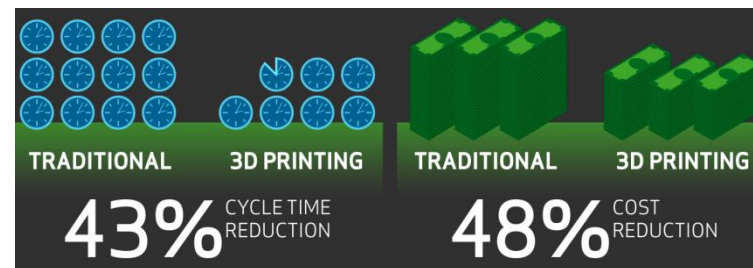





# 3D 列印優勢：節省材料浪費及加工時間




Additive manufacturing (增材製造)





Single piece microwave guide reduces weight and improves performance

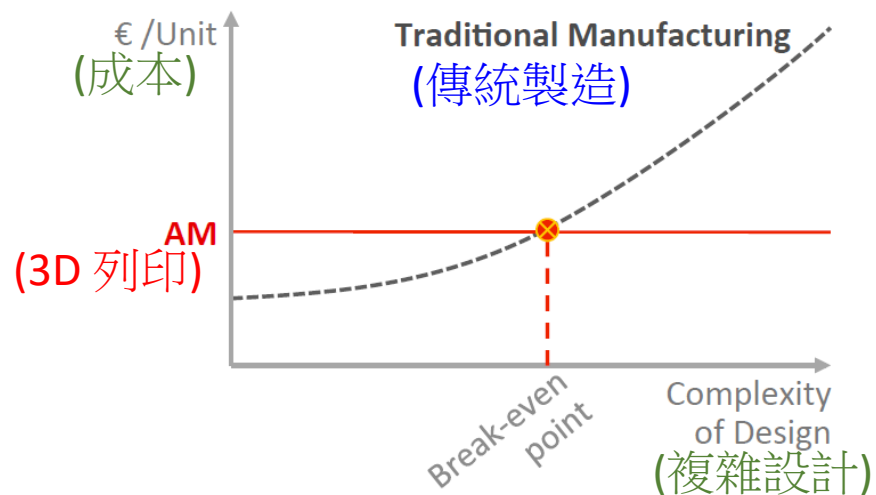


## 零件整合



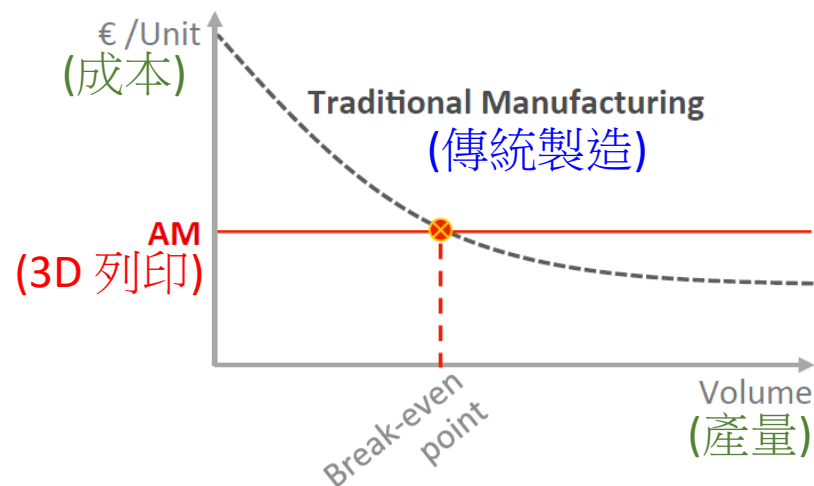
# 傳統製造 VS 3D 列印

## Complexity advantage (複雜結構)



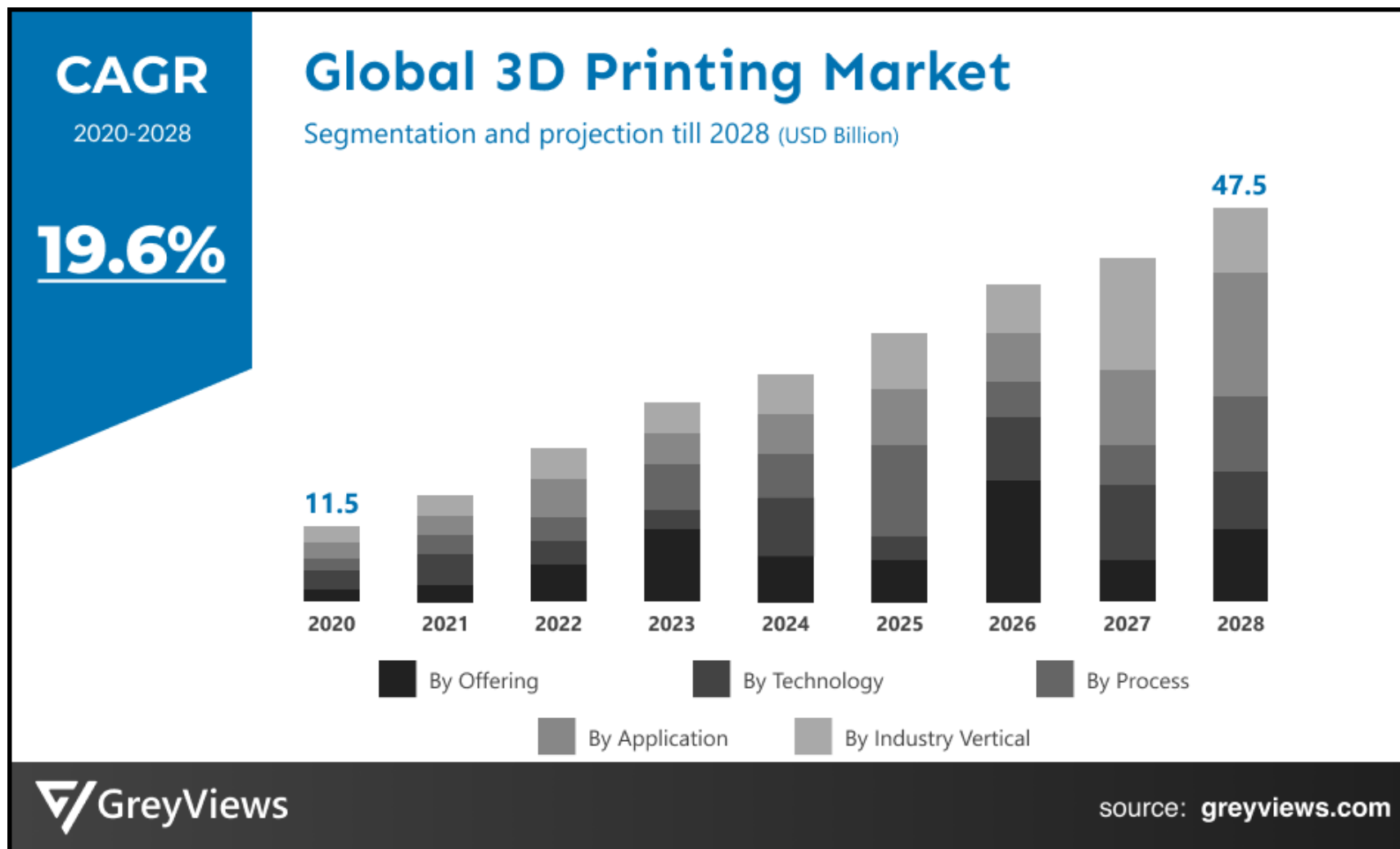
Strong cost advantage for complex components

## Volume advantage (產量)



Strong cost advantage for small volume production

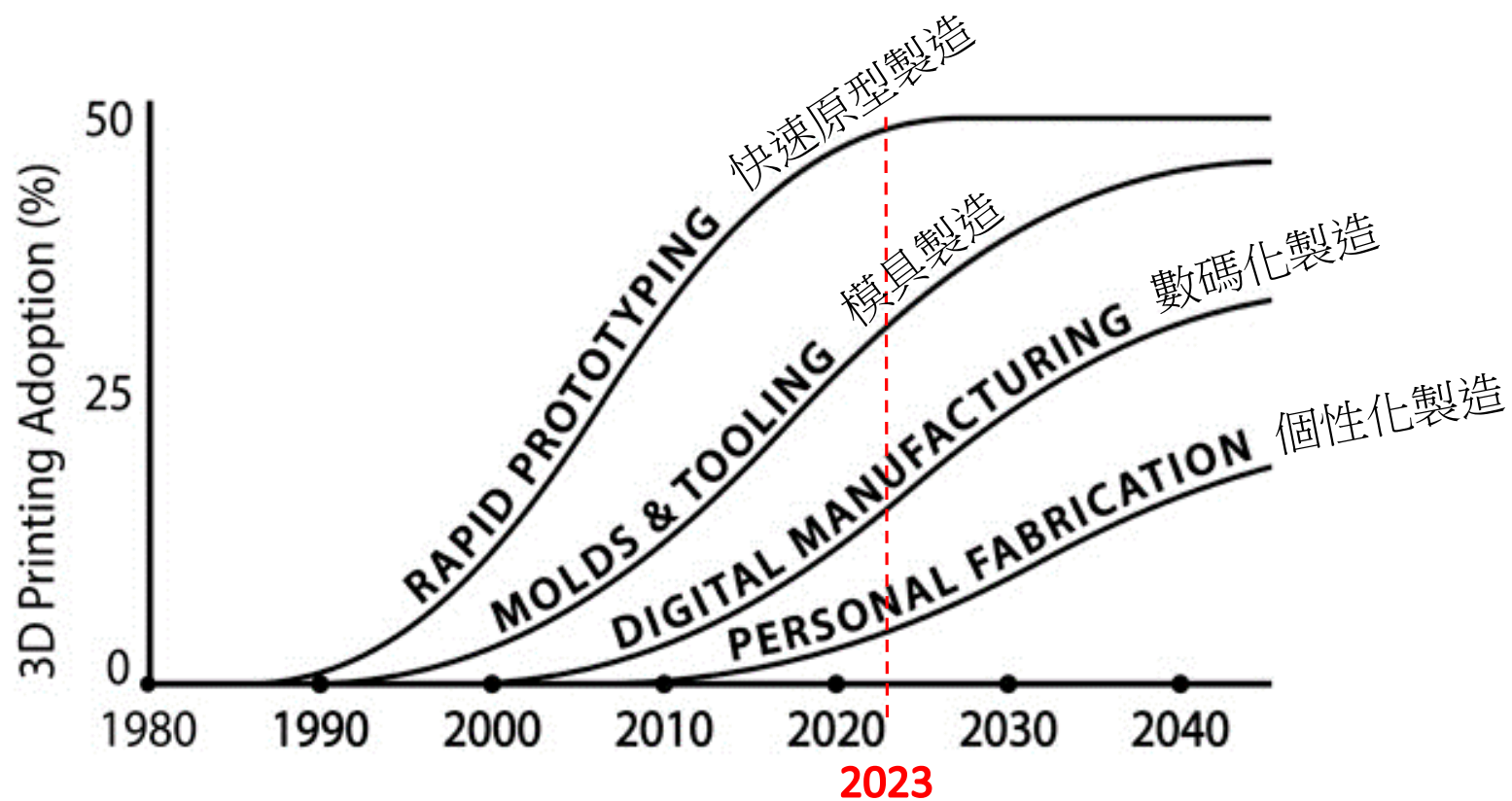




據GreyViews預計到2028年將達到470.5億美元 (3,669.9億港元)



Source : EOS

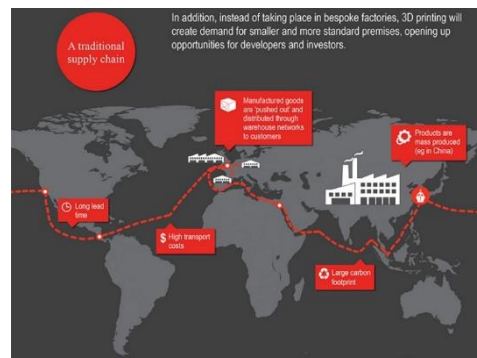


"3D printing: Second edition" by Christopher Barnatt



# 為什麼要發展3D打印？

- **分散式製造**：增量製造與雲端運算技術結合，使系統或地理上的分散化生產成為可能。一些企業已經在進行此類分散式製造，有些還提供為3D打印商與客戶牽線的服務。



**大規模客製化**：3D打印公司提供客製化服務，客戶只需使用簡單的網頁客製化軟件即可客製化特殊的3D物體。例如，寶馬Mini推出了個性化設計的配件，消費者可以設計自己的配件。未來可能連傢俱這種大型物品都能這樣製作出來。







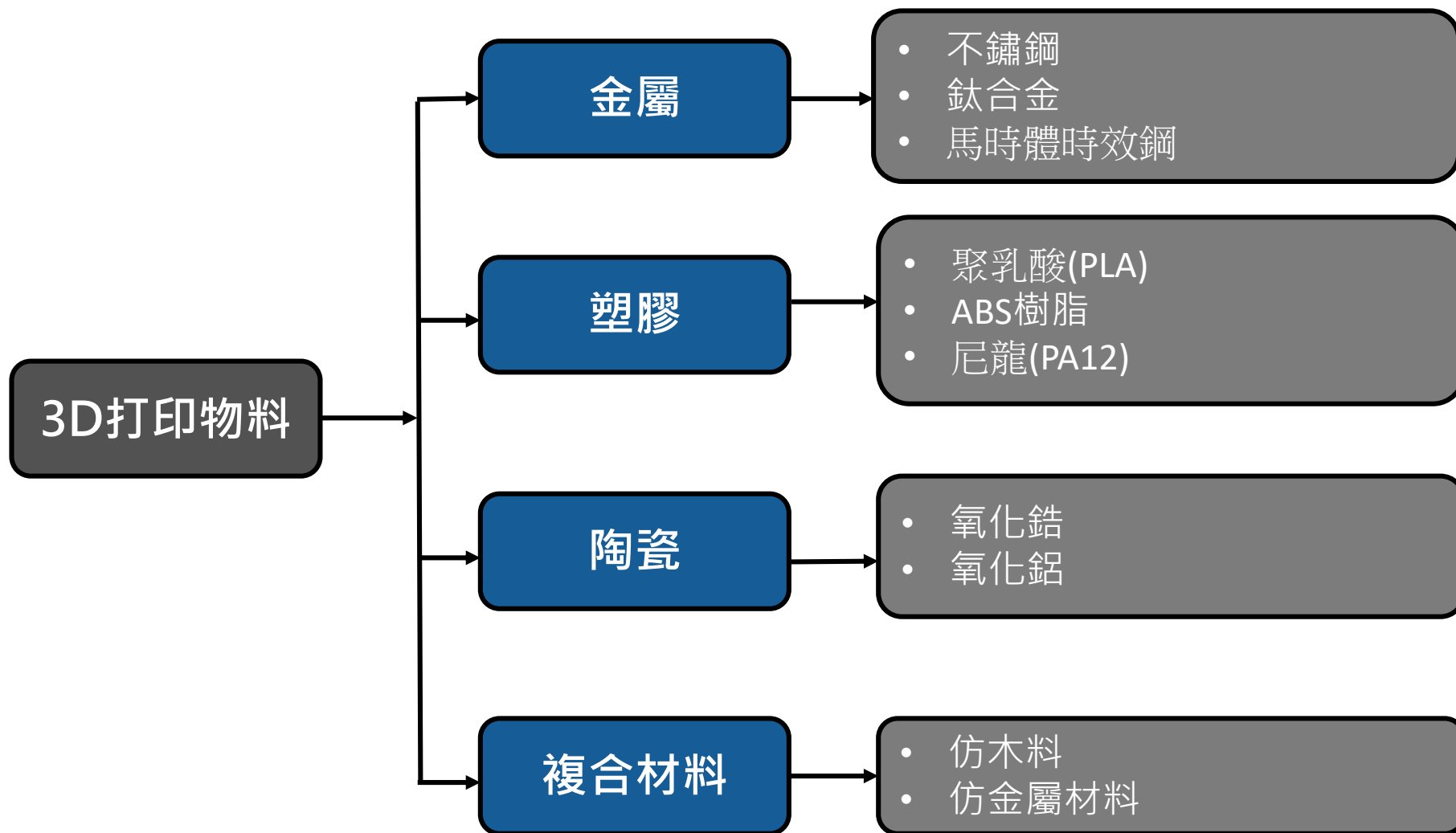
# 為什麼要發展3D打印？

- **快速製造**：快速生產引入了可用於最終生產的原料，從而使直接生產零部件成品成為可能。3D打印給快速生產帶來的一個好處就是可以降低少量零部件的生產成本。




**快速成型**：20世紀80年代早期工業印表機就已經存在，並廣泛地應用於快速成型和學術研究當中。這種印表機體積較大，使用特殊的金屬粉末，鑄模媒介（沙粒等），塑料，紙張和墨盒，應用於大學和商業機構的快速成型實踐當中。







例子	不鏽鋼316L	馬時體時效鋼
性質	作為316鋼種的低碳系列，除與316鋼有相同的特性外，其抗腐蝕性優	特別的低碳超高強度鋼，其高強度並不來自於碳，而是來自於數種金屬化合物，其中的主要合金元素為15%到20%的鎳
性能	堅韌，可實現低彎曲半徑和捲軸而不會斷裂	抗腐蝕性能良好，高強度硬度
應用	汽車零部件	隨形冷卻水路模具





例子	PLA	ABS樹脂
性質	以玉米為主的材料，是一種熱塑性脂肪族聚酯	熱塑型高分子材料
性能	有光澤，收縮率相對較低，堅硬較脆，熔點低	堅硬，韌性較高，容易作表面處理，收縮率較高，需要加熱平台減少變形底部翹邊或收縮情況
應用	原型製造	原型製造， 產品開發階段之功能性測試





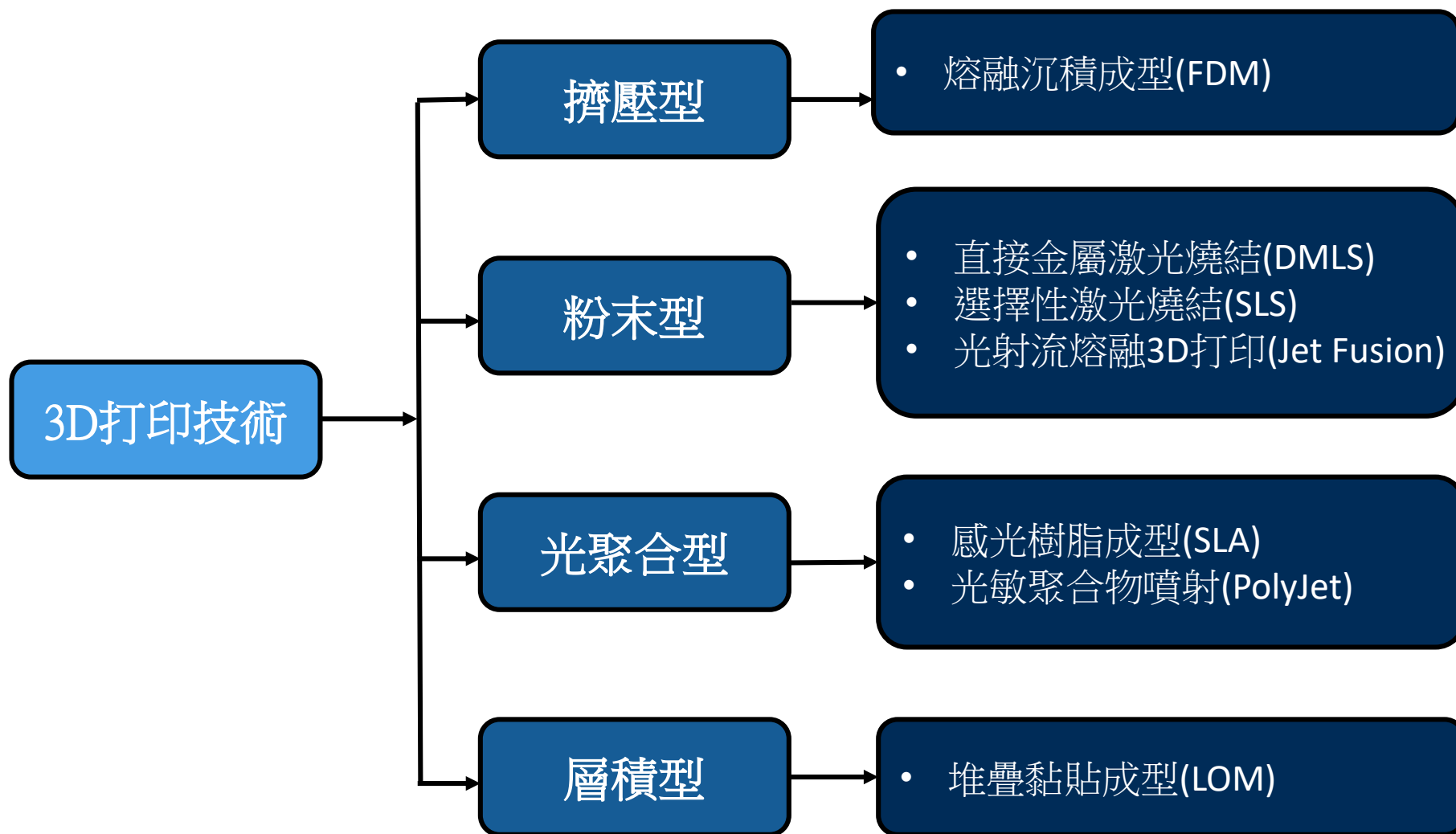


例子	氧化鋯	氧化鋁
性質	鋯的主要氧化物，通常狀況下為白色無臭無味晶體，難溶於水、鹽酸和稀硫酸	鋁的氧化物，一種白色固體
性能	高強度，韌性好，抗腐蝕性能好	耐磨，抗腐蝕性能好
應用	人造牙，鐘錶或裝飾品	研磨材料



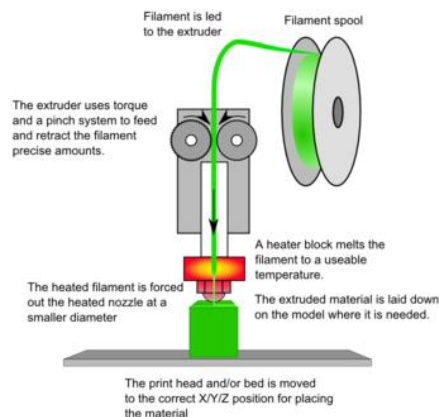

例子	仿木料	仿金屬料
性質	混入了一定比例木粉的PLA材料	PLA材料加入相當比例的金屬粉末
性能	質感及顏色類似木材，打印後需完全清除仿木料，否則有可能導致噴頭堵塞	提升受熱效率
應用	雕塑	道具，服裝配件







技術原理	利用高溫將材料融化成液態，通過打印頭擠出後固化
優點	設備、材料價格便宜、易用
缺點	成型慢、精度低
例子	熔融沉積成型(FDM)： - 像「擠忌廉」，透過一個熱咀把打印材料（PLA、ABS和尼龍等）融化，一層疊一層擠出來，固化成型





- 應用FDM技術製作眼鏡





## ■ Industrial FDM 3D Printer

- Single color (Ivory, White, Black, Dark gray, Red, Blue)
- 單色 (象牙白, 白色, 黑色, 深灰色, 紅色, 藍色)
- Materials: PC/ABS 物料
- Support Soluble Support Material 支援水溶性支撐物料
- Fine layer 精細打印效果
- 最大可加工尺寸: 400 x 350 x 400mm
- 精確度: +/- 0.12mm/0.17mm/0.25mm

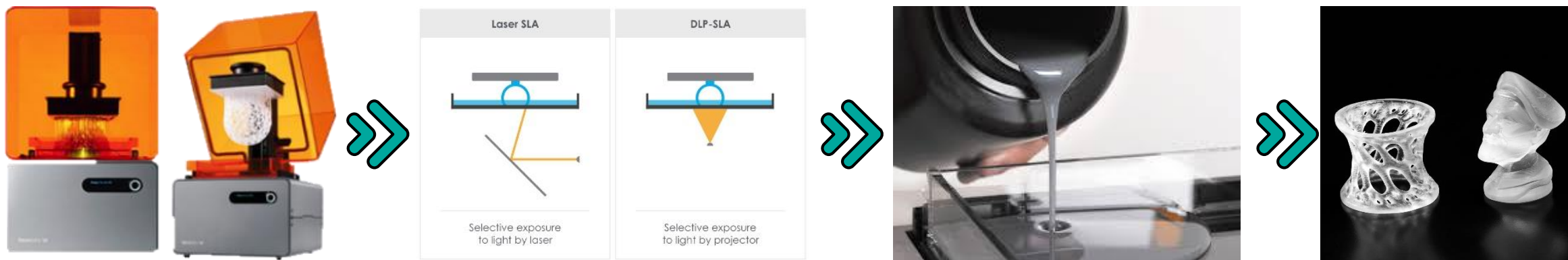
## ■ 應用：

- Rapid Prototype 快速原型製造
- Small batch production 小批量生產
- Functional testing in R&D Stage 用於產品開發階段之功能性測試





技術原理	利用液態光敏樹脂等材料在紫外光照射下，快速固化成型
優點	成型精度高、速度快、表面光滑
缺點	材料相對昂貴
例子	光敏聚合成型 (SLA) / (DLP)





## ■ 光聚合型成型打印機（光固化立體成型技術）：

- 精細打印效果
- 表面光潔度高
- Materials: Resin 光固化樹脂
- 最大可加工尺寸: 145 x 145 x 185mm
- 精確度: +/- 0.003mm/0.003mm/0.003mm

## ■ 應用：

- 原型製造
- 珠寶首飾蠟辦






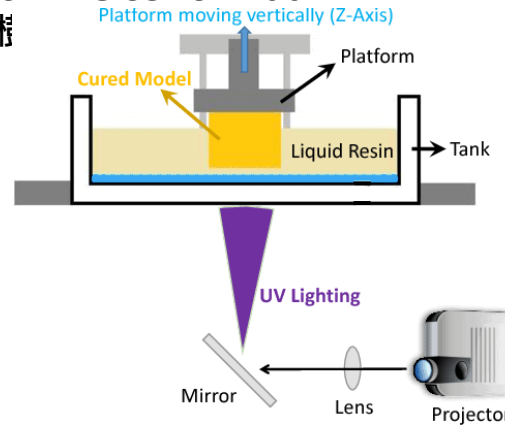
## Stereolithography (SLA) (感光樹脂成型技術)

### EnvisionTEC, Perfactory® SXGA+ Standard Zoom 3D Printer

- Materials: Photocurable Resin/ Wax / EnvisionTEC eShell 200 photocurable polymer (Biomaterial) 光固化材料
- Fine layer 精細列印效果
- Smooth Surface 光滑表面
- 最大可加工尺寸: 90 x 90 x 160mm
- 精確度: +/- 0.025mm

### Application 應用:

- Rapid Prototype 快速原型製造
- Lost wax casting 失蠟鑄造
- Small batch production 小批量生產
- Jewelry 珠寶首飾蠟辦



## Stereolithography (SLA) (感光樹脂成型技術)

- 應用SLA技術于金飾模型製作及失蠟鑄造



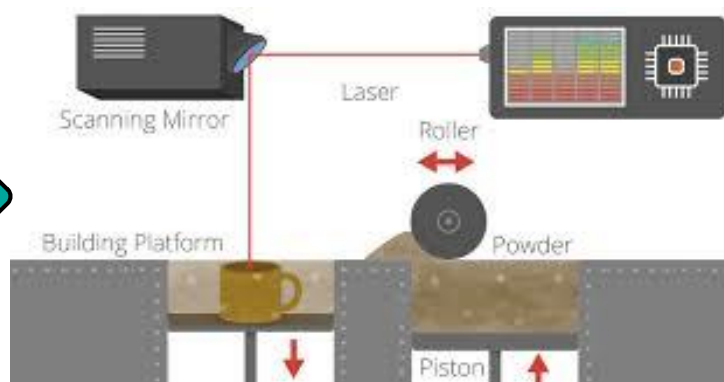


「蟠龍獻瑞」純金擺件

HKPC 協助業界成功案例



技術原理	利用激光或電子束等熱能，將材料粉末連接成型
優點	適用多種材料 (例如: 塑料、金屬)
缺點	設備昂貴、打印環境要求高
例子	<p>選擇性激光燒結(SLS)：</p> <ul style="list-style-type: none"><li>- 利用粉末材料在激光照射下高溫燒結的基本原理，通過計算機控制光源定位裝置實現精確定位，然後逐層燒結堆積成型</li><li>- 主要應用於製造內藏複雜冷卻水道的模具，亦適合打印高增值產品，包括汽車配件、醫療器械等</li></ul>





# 3D打印技術：粉末型


## Selective Laser Sintering (SLS) (選擇性鐳射燒結技術)

### Sodick OPM250L Metal 3D Printer


- Metal 3D Printing 金屬3D 列印
- Materials: Maraging steel 馬氏體時效鋼  
(相當於420SS不銹鋼)
- Hybrid Metal 3D Printing  
鐳射造型複合加工 (鐳射造型 + 高速切削加工)
- Density up to 99.97%, HRC 50 (After heat Treatment)  
熔融密度為99.97%以上，硬度可達HRC50以上
- 最大可加工尺寸: 250 x 250 x 250mm
- 精確度: 0.01 - 0.02mm

### Application 應用:

- Conformal Cooling Tooling inserts 隨形冷卻模具工件
- Automotive part 汽車零部件
- Aerospace part 航空零部件
- Metal prototype 金屬原型
- Small batch production 小批量生產



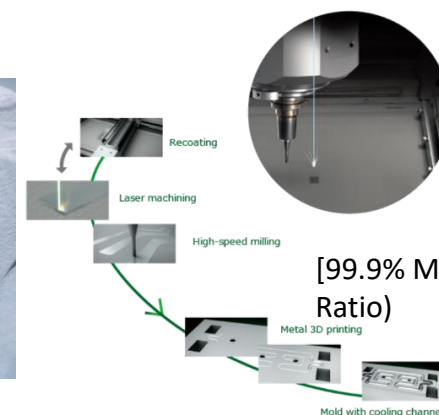
塗金屬粉末



激光燒結



精加工








# 3D打印技術：粉末型

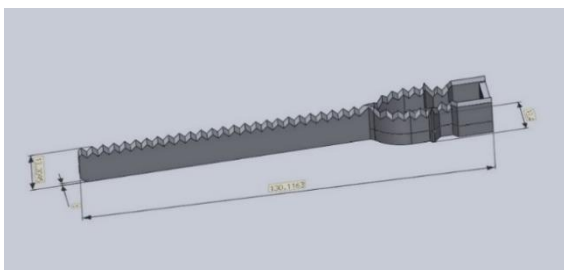
## Selective Laser Sintering (SLS) (選擇性鐳射燒結技術) HKPC 實際案例



應用案例: 隨形冷卻模具



應用案例: 服裝紋理模具



應用案例: 食品包裝刀具




應用案例: 鐘錶外殼



應用案例: 定制夾具

HKPC 協助業界成功案例


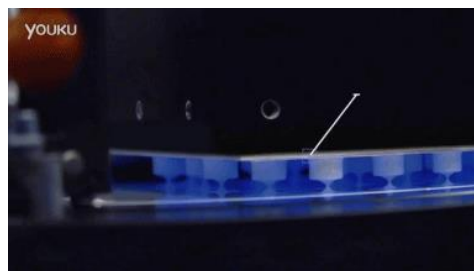

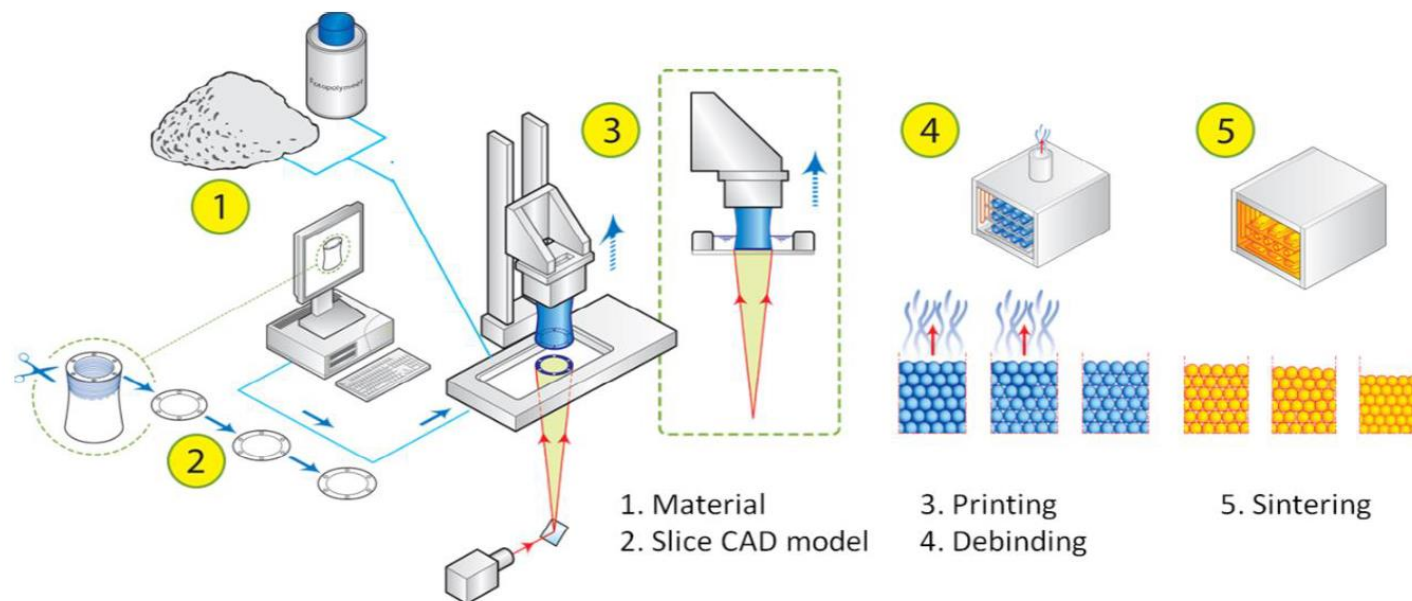
## Selective Laser Sintering (SLS) (選擇性鐳射燒結技術)



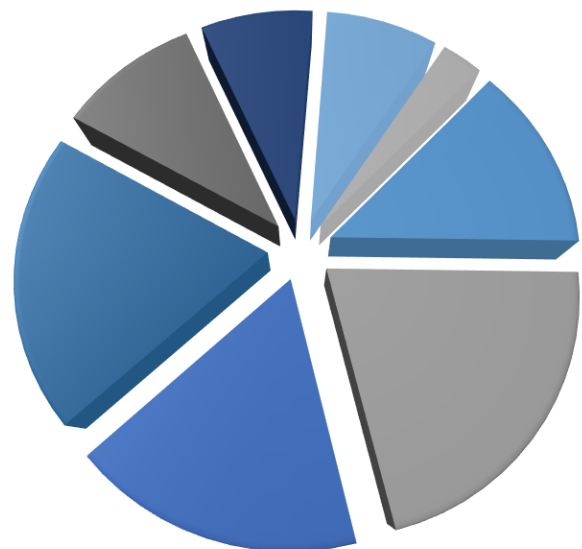


**ADMATEC**  
Additive Manufacturing Technologies










- 電氣消費產品
- 電腦通訊
- 工業機械
- 汽車部件
- 鐘錶及裝飾品
- 軍事及防衛
- 醫療
- 牙科護理








## PolyJet 3D Printer

- 光聚合型（光敏聚合物噴射(PolyJet)）
- 全彩色 (多達 360,000種顏色)
- 多物料打印
- 如：橡膠質感、堅固物料；透明及實色材料
- 精細及高像素打印效果
- 最大可加工尺寸: 390mm x 490mm x 200mm
- 精確度: +/- 0.02mm

### ■ 應用：

- 數碼生產
- 小批量生產之模具，夾具等
- 高像真度美術模型 如：醫學模型
- 用於產品開發階段之功能性測試






## PolyJet Technology (光敏聚合物噴射技術)

### Stratasys J750 PolyJet 3D Printer

#### Quick Mold Application (應用PolyJet技術於快速模具製作)

- **Digital ABS material**
- Reasonable molding temperatures  
< 300 °C (570 °F) (可抵受高達300度的注塑溫度)
- Candidates: (可取代傳統金屬模具，注塑不同塑膠的產品)
  - PE, PP, PS, ABS, TPE
  - PA, POM, PC-ABS
  - Including glass-filled resins
- Quantity: 5 – 100 pcs  
(每套模具可生產5-100件注塑件，產量視乎注塑物料而定)
- Quick and cost effectively  
(大幅縮短生產時間及成本)
- Create prototypes from final production material  
(可快速製作跟量產件物料一致的產品)
- Gather true-to-life performance data  
(可預早獲取量產件資料及表現)
- Reduce / eliminate rework on final production molds  
(減少/消除最終生產模具的再加工次數及時間)



Core mold insert assembled to the mold base.



Method (In House) (加工方法)	Time (時間)	Cost (成本)
Metal Mold (傳統金屬模具)	56 Days	US\$52,725 (HK\$411,255)
PolyJet Mold (光敏聚合物噴射技術模具)	2 Days	US\$1,318 (HK\$10,280)
Savings (節省)	54 Days (96%)	\$51,407 (99%) (HK\$400,974)



## PolyJet Technology (光敏聚合物噴射技術)







應用PolyJet技術製作眼鏡

PolyJet Technology  
(光敏聚合物噴射技術)








# 工業級3D打印機例子

## ■ Jet Fusion 3D Printer :

- 粉末型（光射流熔融3D打印）
- 快速直接量產制造
- 製作速度提升 10 倍
- 與傳統3D打印比較，成本更低
- 性能更強，強度媲美傳統注塑
- Material: PA 12 (尼龍 12)
- 最大可加工尺寸: 380mm x 284mm x 380mm
- 精確度: +/-0.2mm

## ■ 應用：

- 堅韌耐用、專業產品
- 高強度零部件
- 複雜結構、外殼、連接器



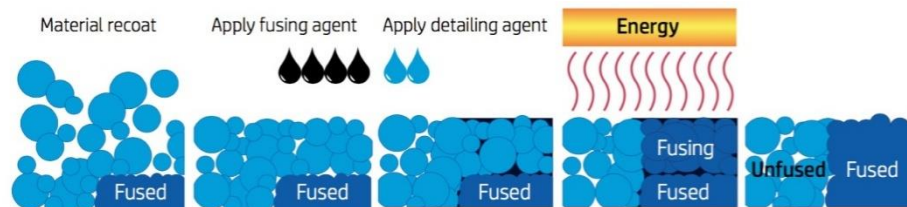


38





# Jet Fusion 3D 打印與直接製造技術



HP 3D printed link

Can hold 10,000 lbs.

Even engineer's own car



# Jet Fusion 3D 打印與直接製造技術





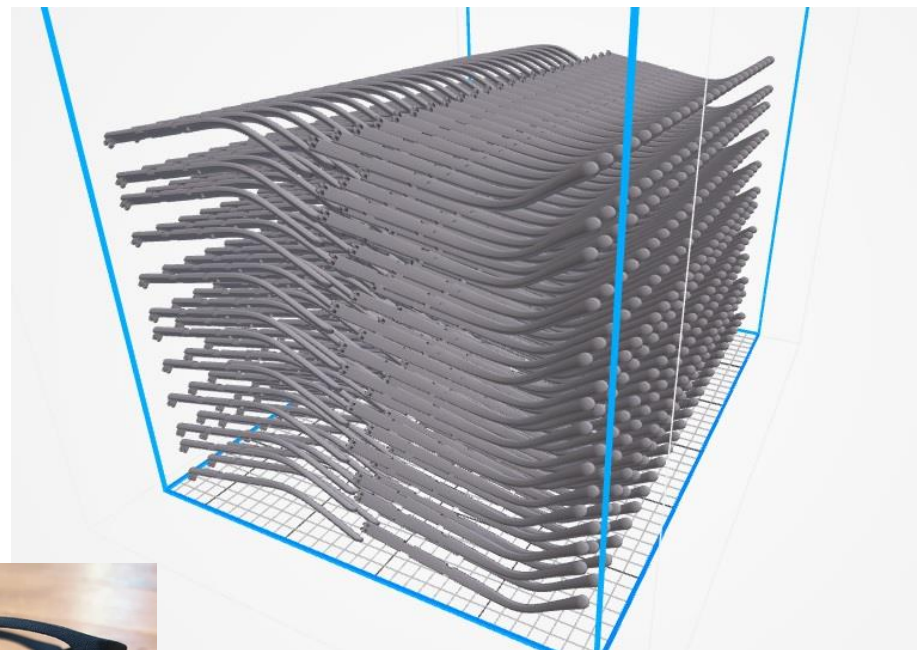
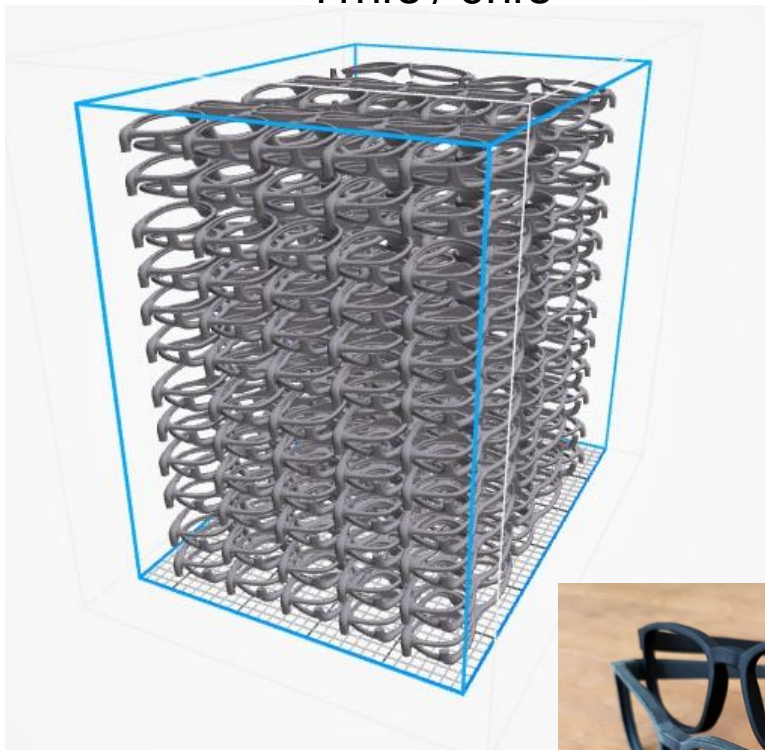
PRODUCTIVITY  
288Sets / Tank  
11hrs / 9hrs



COST  
HK\$40 per unit



WEIGHT  
11g







※「BAPE XXV project」相關單品已於2018年5月26日起陸續開賣，限量款眼鏡預計於2018年9月底於全球上市！

全球限量200副！「BAPE XXV」25週年限定眼鏡



## EYEWEAR

NEW

SOLD OUT




BAPE XXV CITIES CAMO  
SUNGLASSES MENS BLACK  
\$465.00





3D打印服務實際應用，小至日常生活用品，大至醫療、航天科技的發展。

## 廣告設計



## 生活用品



## 食品設計



## 時裝設計



## 還有...


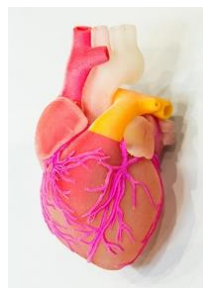
- 家居電器
- 汽車零部件






3D打印服務實際應用，小至日常生活用品，大至醫療、航天科技的發展。

## 人體器官



## 復康治療



## 關節更換



3D打印服務實際應用，小至日常生活用品，大至醫療、航天科技的發展。

## 航空零件 ✈️



## 模具水路




## 金屬零件 ⚙️





# 虛擬數據模型：電腦輔助繪圖(CAD)

## Digital model: CAD it yourself






## Digital model: 3D scan it



Source : Makerbot



Source : Artec



*3S* **SOLIDWORKS**



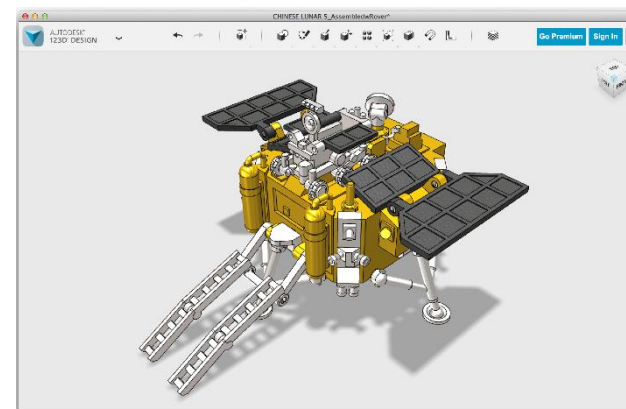
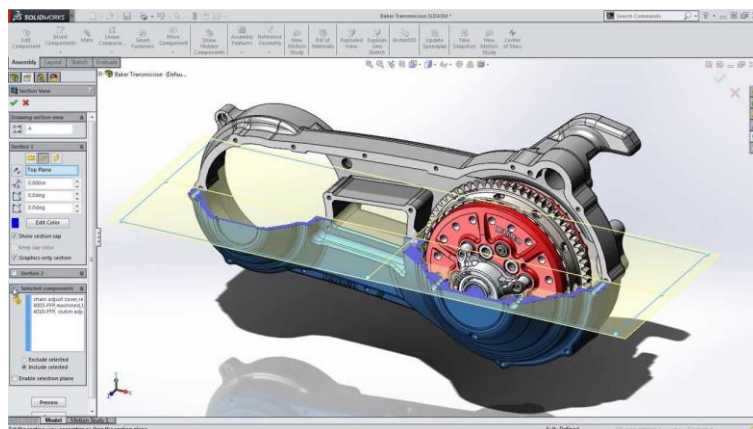
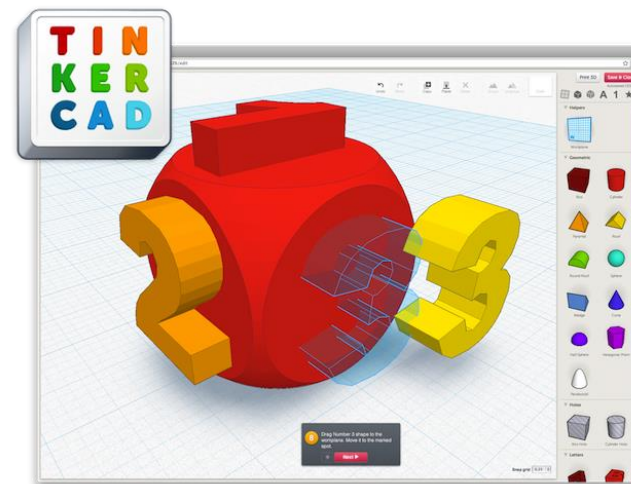




# 電腦輔助繪圖(CAD)軟件

## CAD Software Options

- **Tinkercad**  
Free, Web-based
- **Blender**  
Free
- **OpenScad**  
Free, Programming based
- **Solidworks, UG NX, Pro-E**  
Professional grade design software



- 無論使用哪種3D建模軟體，生成的3D模型（通常為.stp .step .3ds或其它格式）都需要轉換成.STL或.OBJ這類印表機可以讀取的格式。




# 參觀先進3D打印與直接製造中心



# 眼鏡設計中的 設計思維過程

Design Thinking Process in  
Eyewear Design





傳統製造

到3D打印生產的  
模式轉變

Paradigm shift

from traditional manufacturing to  
3D printing production







傳統製造

VS



3D打印



# 傳統製造



# 3D打印





# 傳統製造





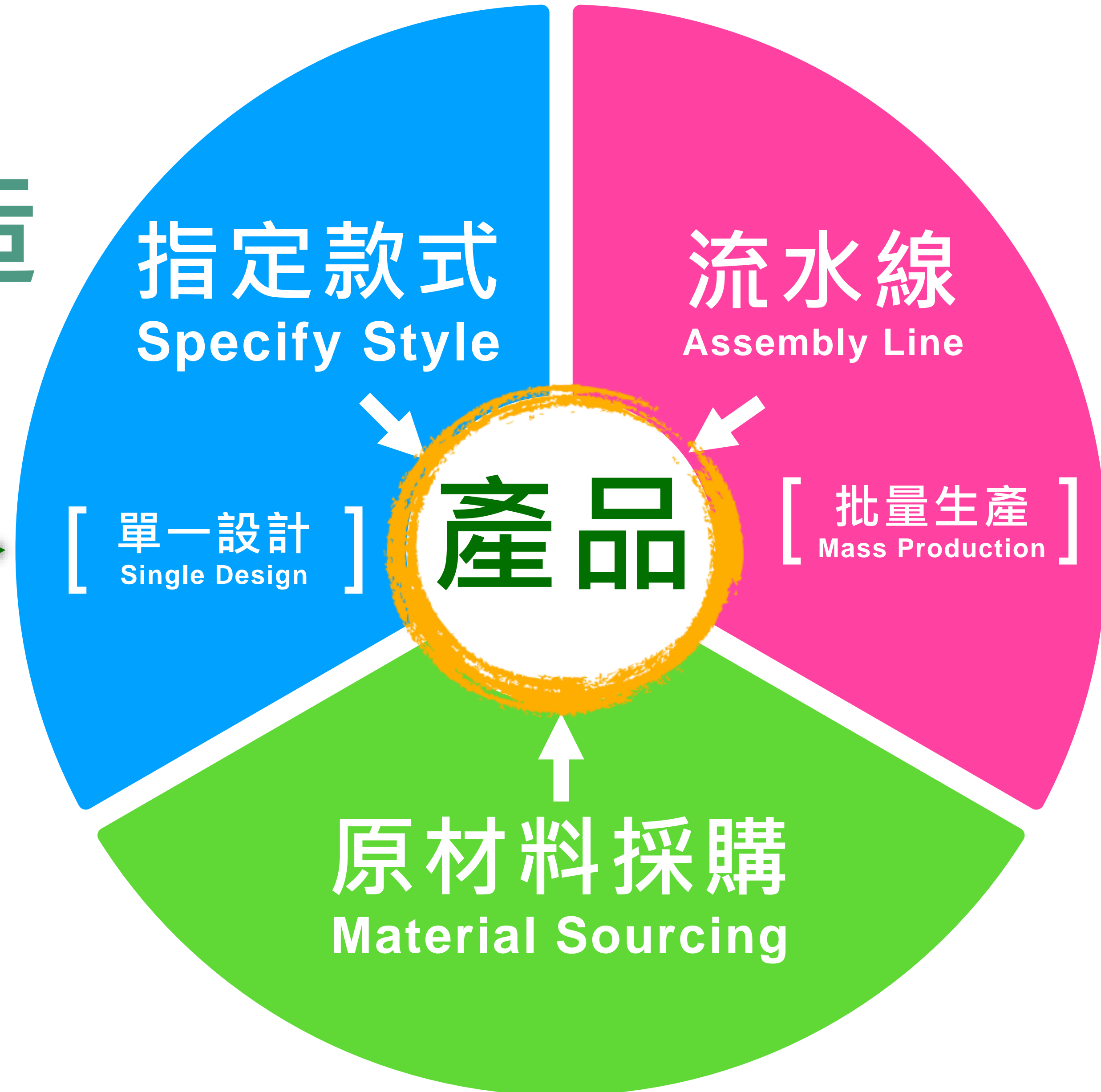
# 傳統製造





# 傳統製造

產品為中心 →





一體成型




3D打印



# 3D打印

用戶為中心





傳統製造

VS



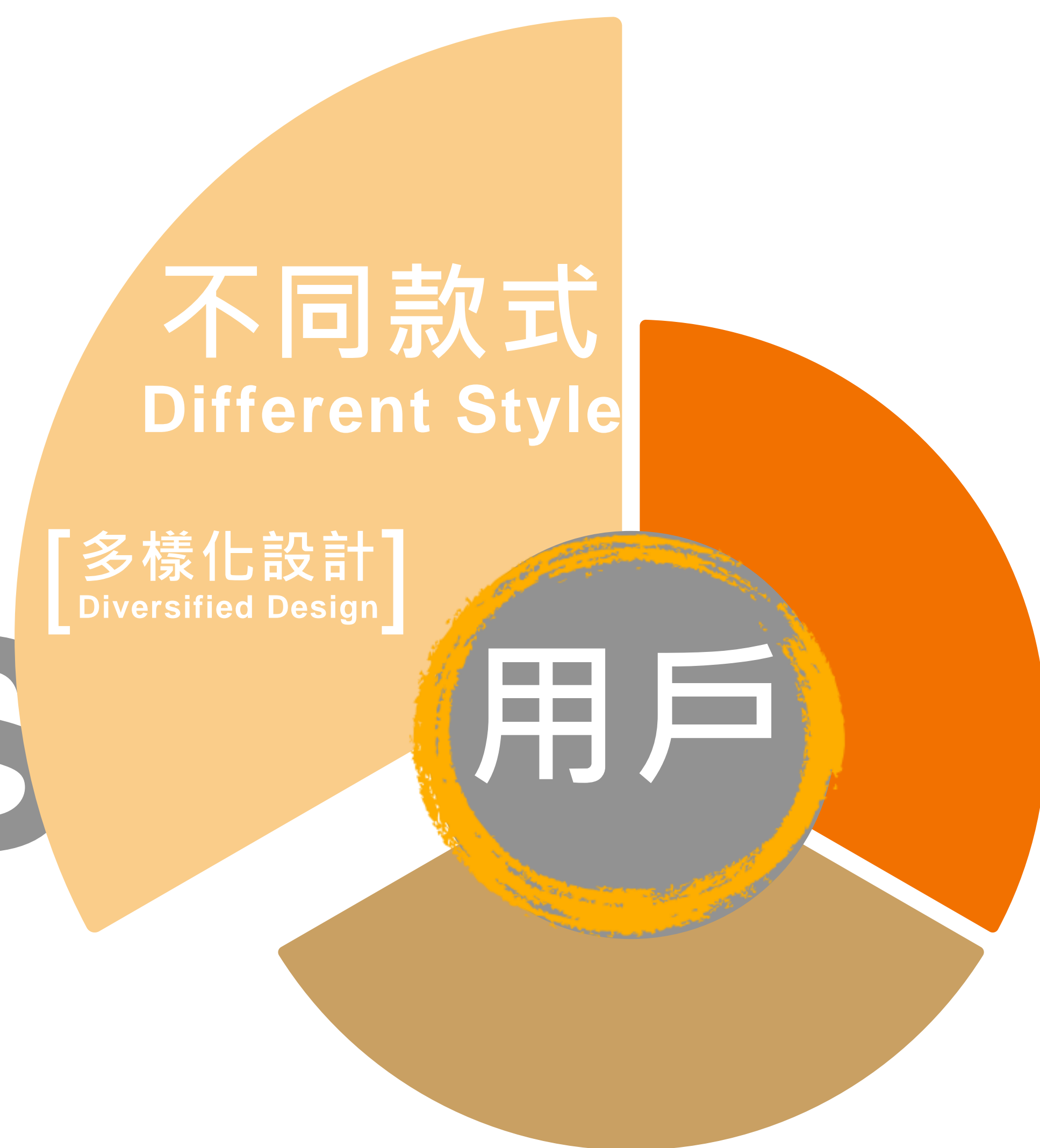
3D打印



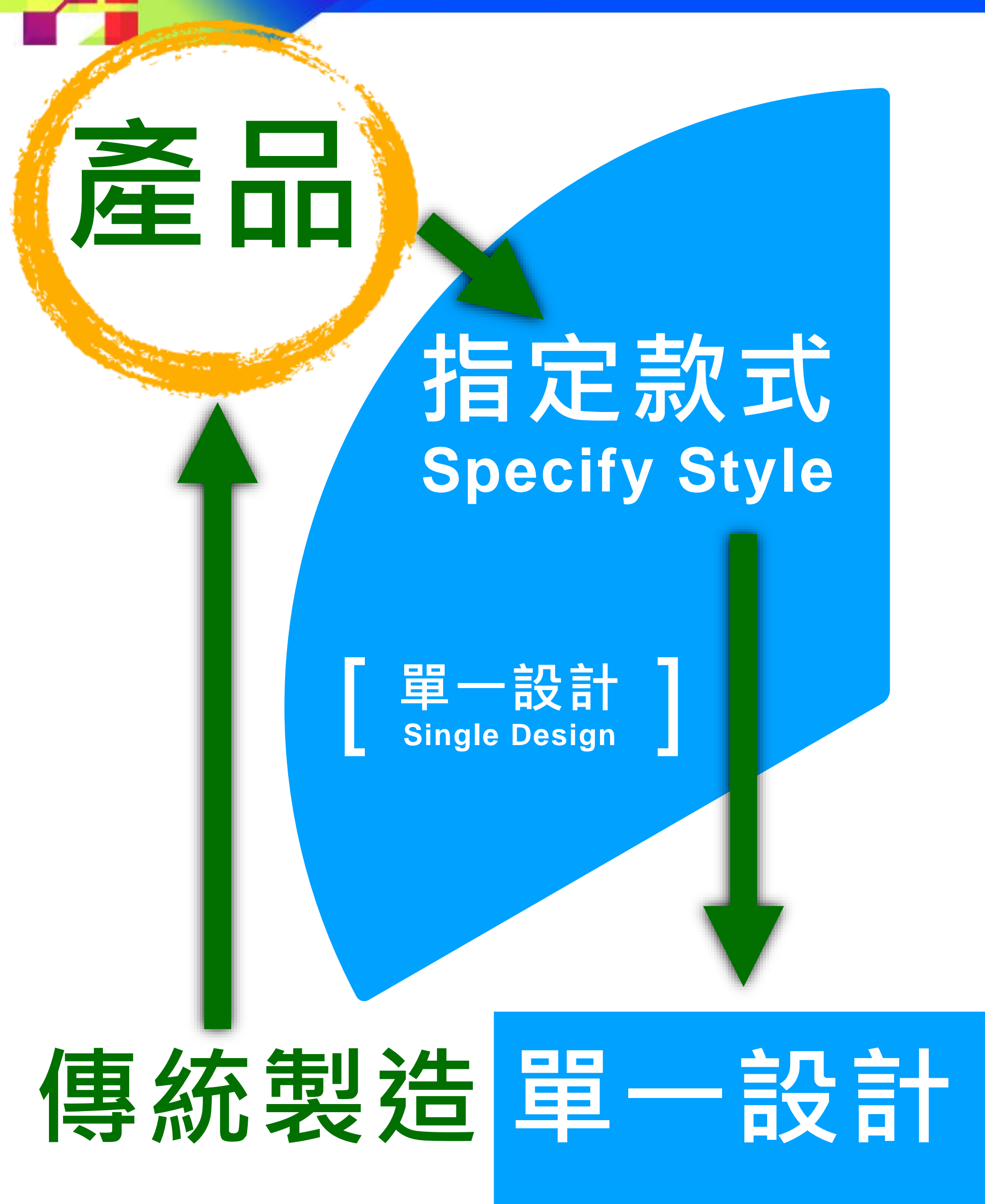


傳統製造

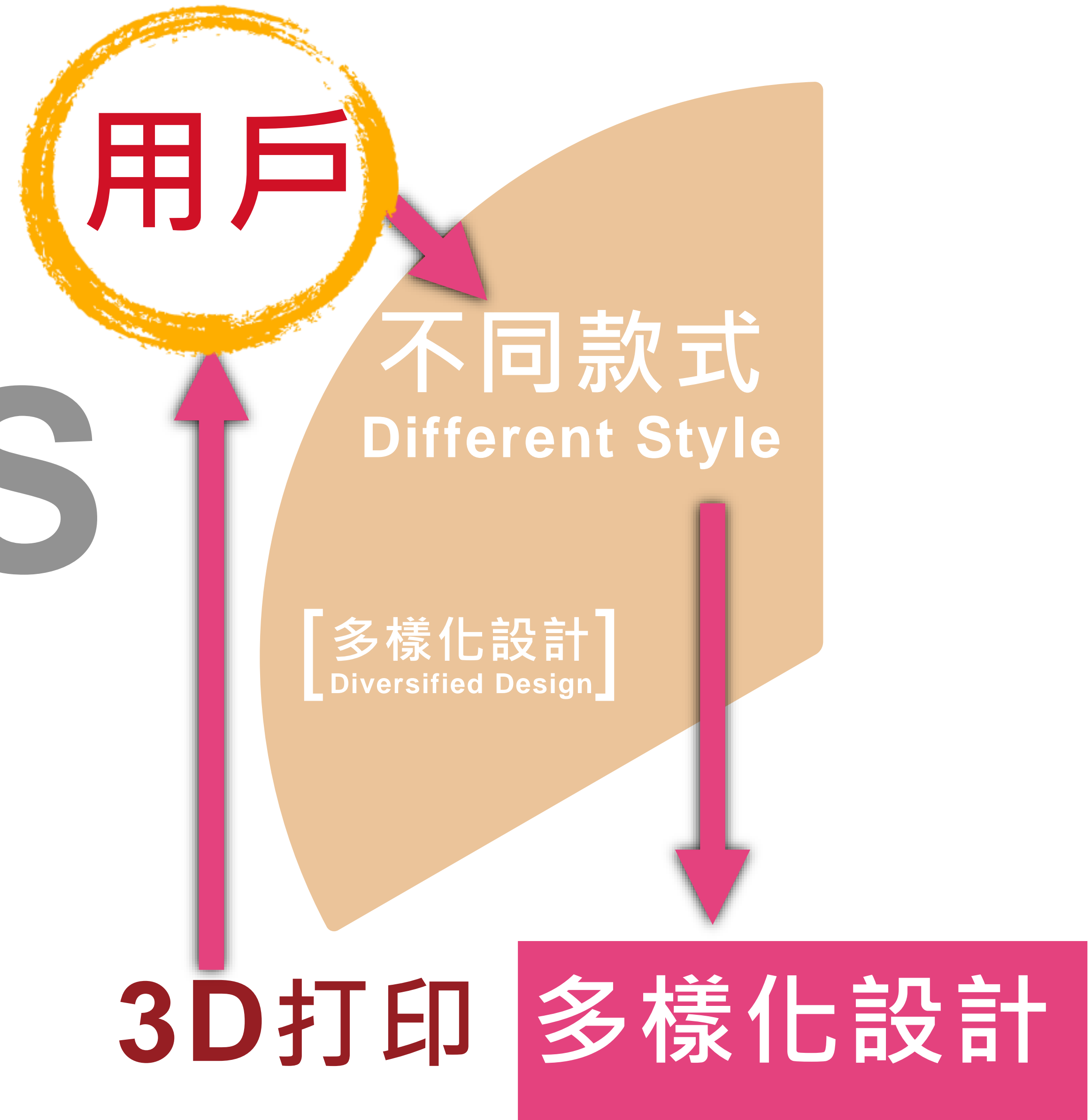
VS



3D打印



VS






產品

指定款式  
Specify Style

【 單一設計 】  
Single Design

傳統製造 單一設計







不同款式  
Different Style

【多樣化設計】  
Diversified Design



3D打印 多樣化設計



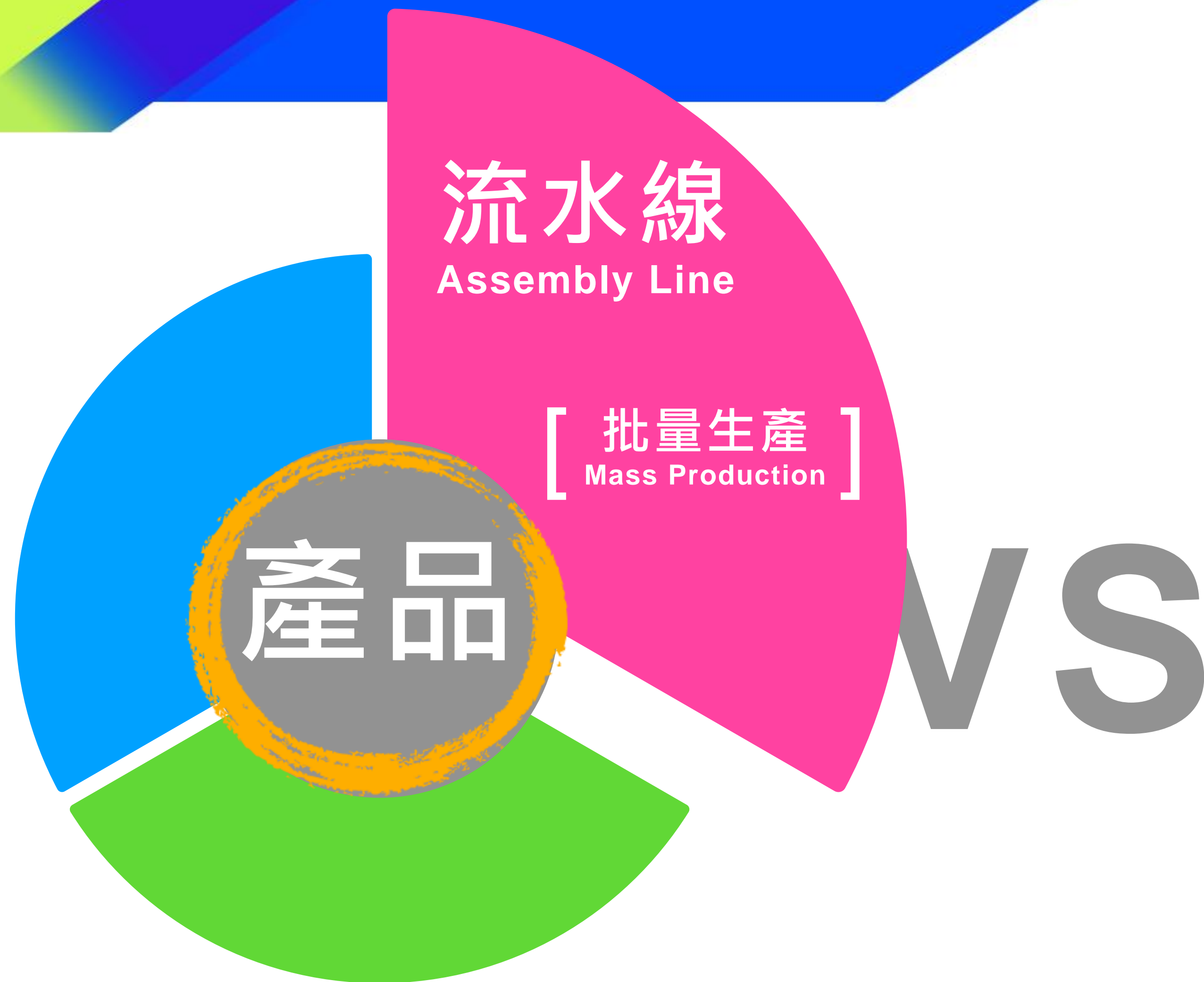


傳統製造

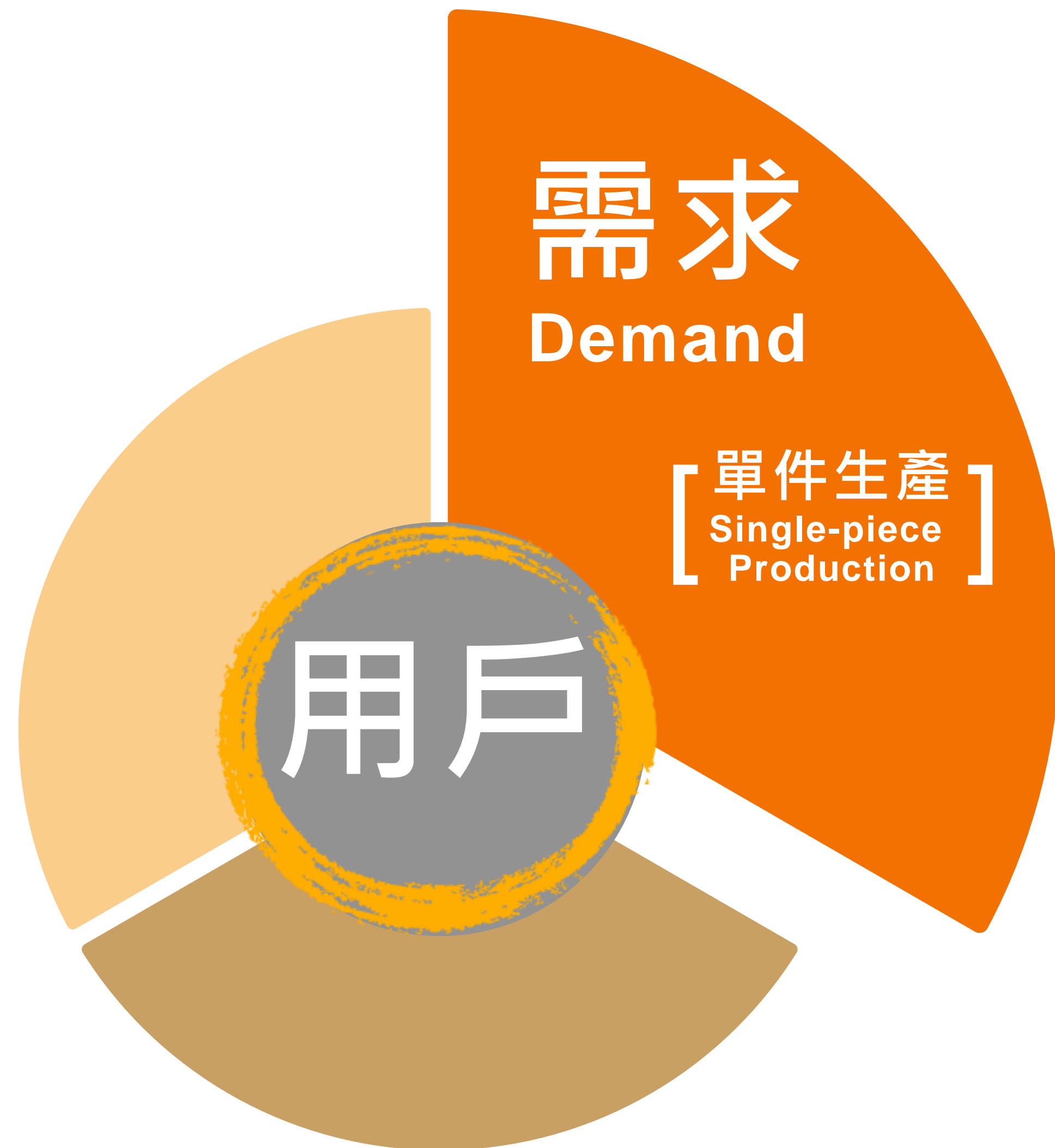
VS



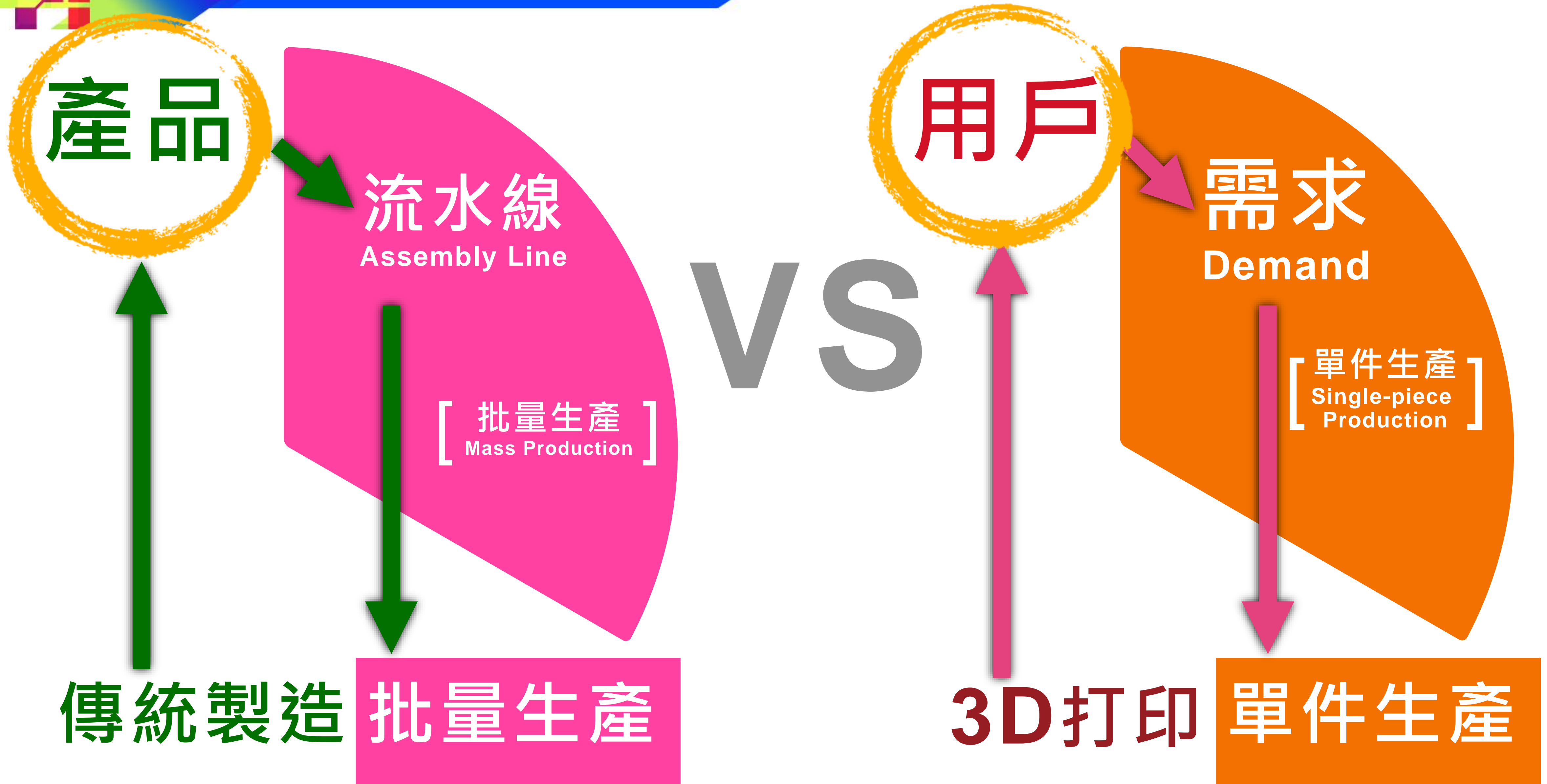
3D打印



傳統製造



3D打印







產品

流水線

Assembly Line

【 批量生產 】  
Mass Production



傳統製造 批量生產





需求  
Demand

【單件生產】  
Single-piece  
Production

3D打印 單件生產



傳統製造

VS



3D打印



VS





產品

用戶

VS

原材料採購  
Material Sourcing

個性化訂製  
Personalisation

傳統製造

3D打印






產品

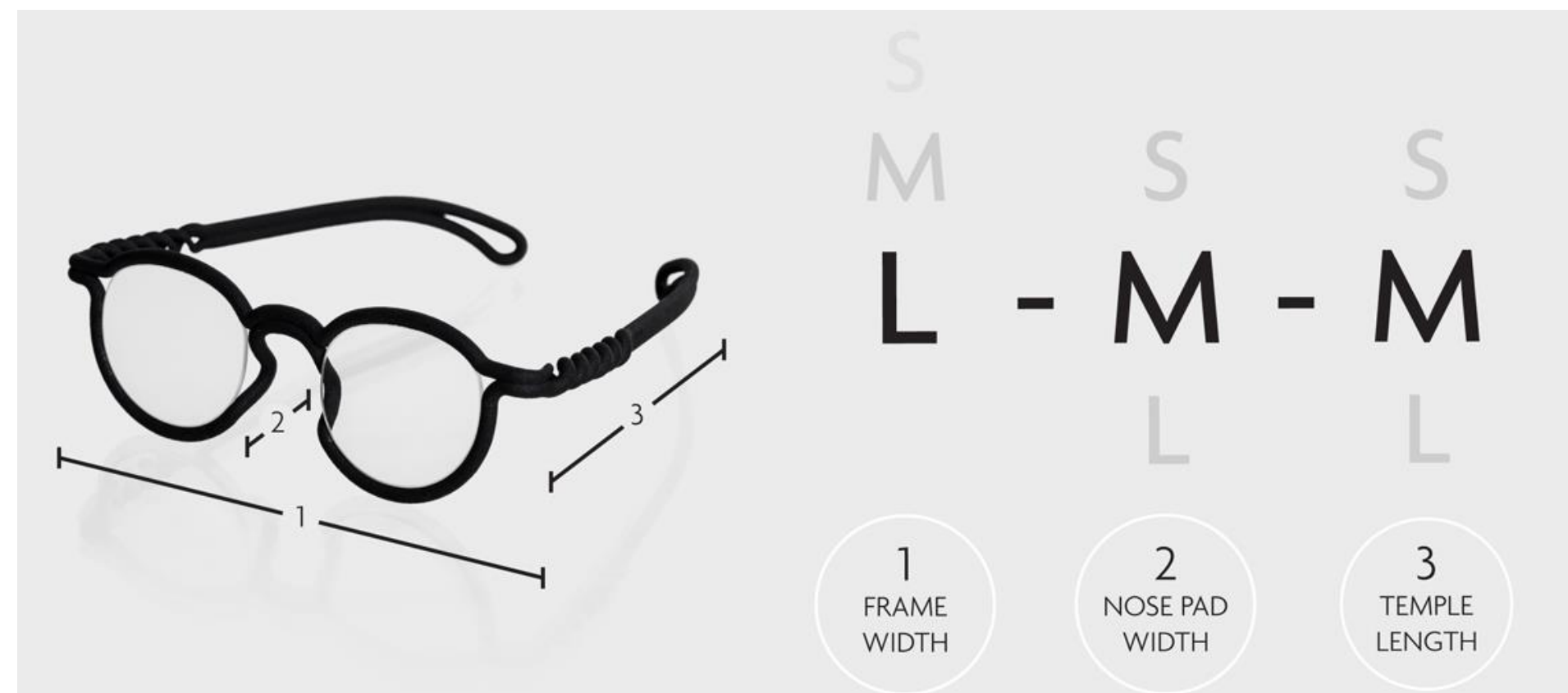
原材料採購  
Material Sourcing

傳統製造



多種原材料採購  
Multi Material Sourcing





尺寸訂製  
Size Customisation



單一原材料  
Single Material



個性化訂製  
Personalisation

3D打印





# 設計思維

在調適線條、形狀  
和形態製作方向的重  
重要性

The significance of

design thinking in adapting  
the production approach of  
line, shape and form





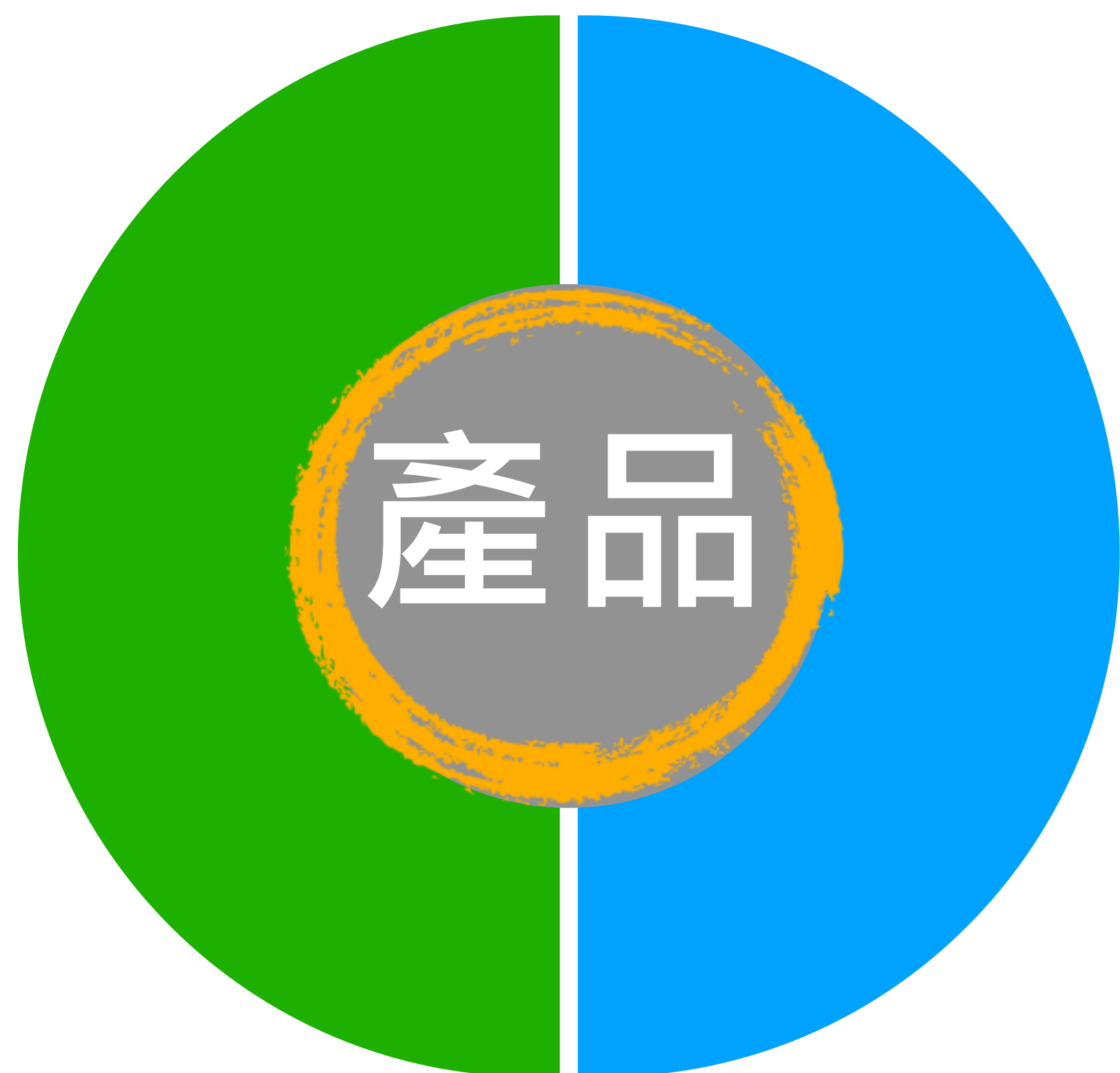
VS



傳統製造

3D打印



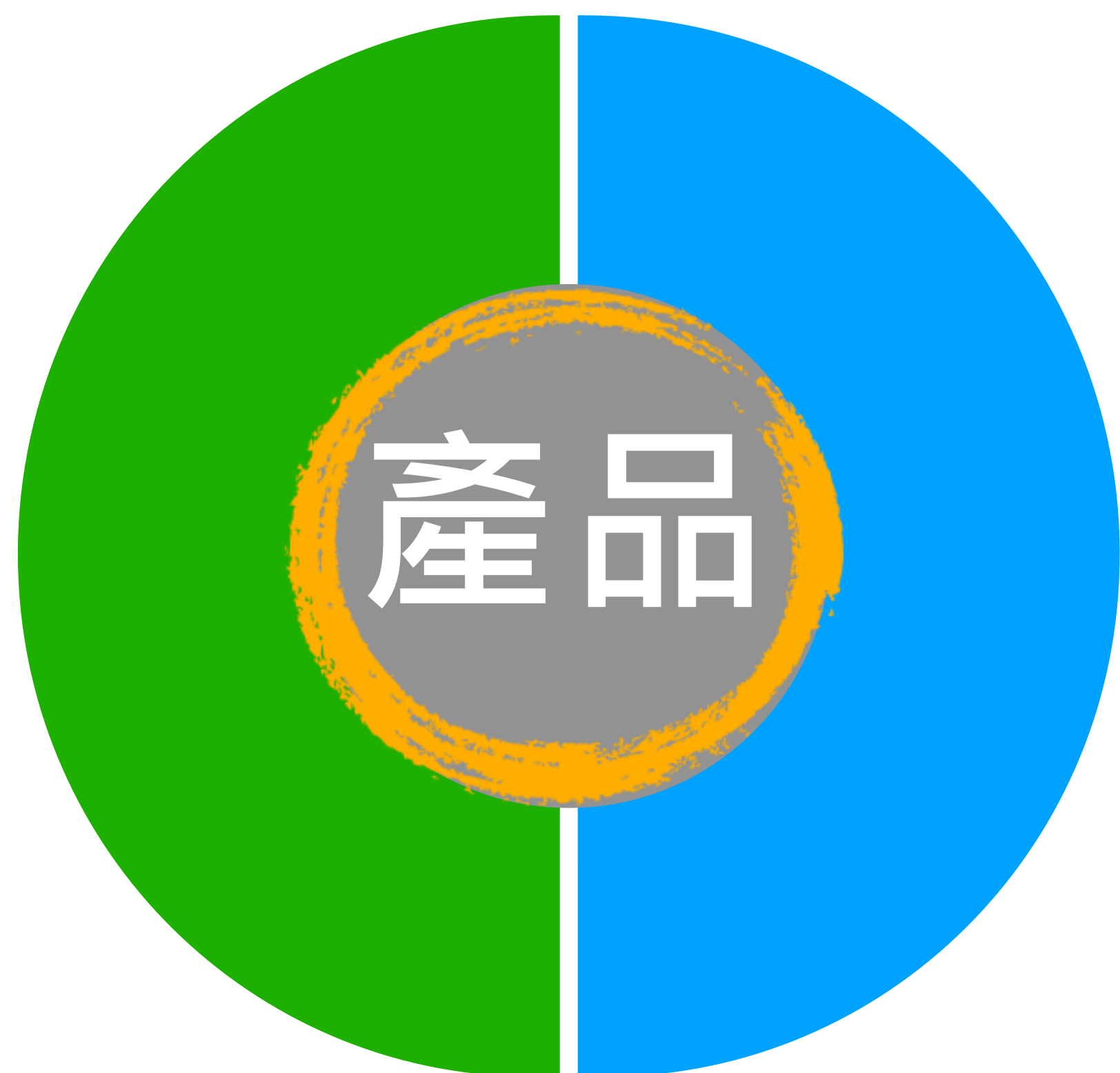


傳統製造

VS



3D打印



傳統製造

以傳統生產為中心：

生產效率  
Productivity

+

成本控制  
Cost Control




以傳統生產為中心：

生產效率  
Productivity



+

成本控制  
Cost Control













以用戶為中心：

用戶需求  
Demand

+

用戶痛點  
Pain Point



3D打印

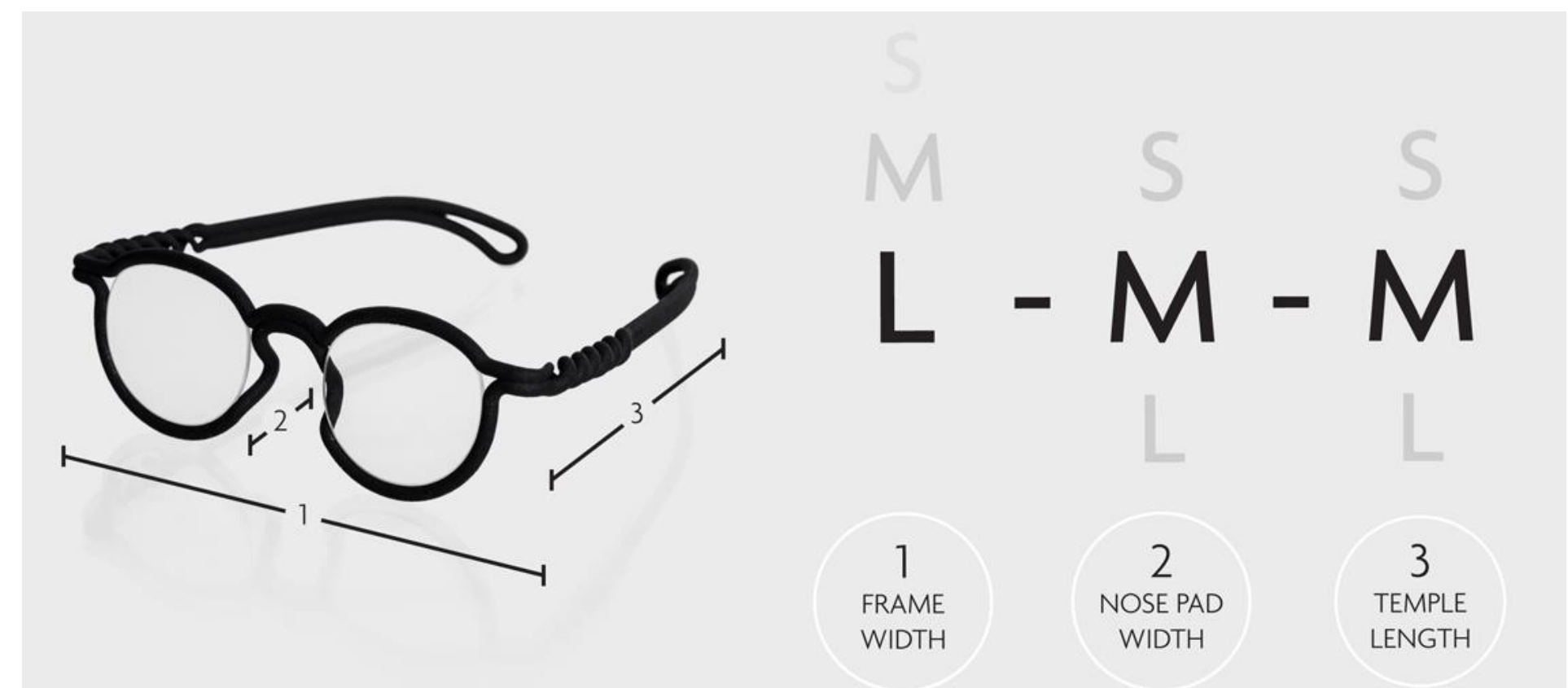


以用戶為中心：

用戶需求  
Demand

+

用戶痛點  
Pain Point



S  
M

L

S

M

L

S

M

L

1  
FRAME  
WIDTH

2  
NOSE PAD  
WIDTH

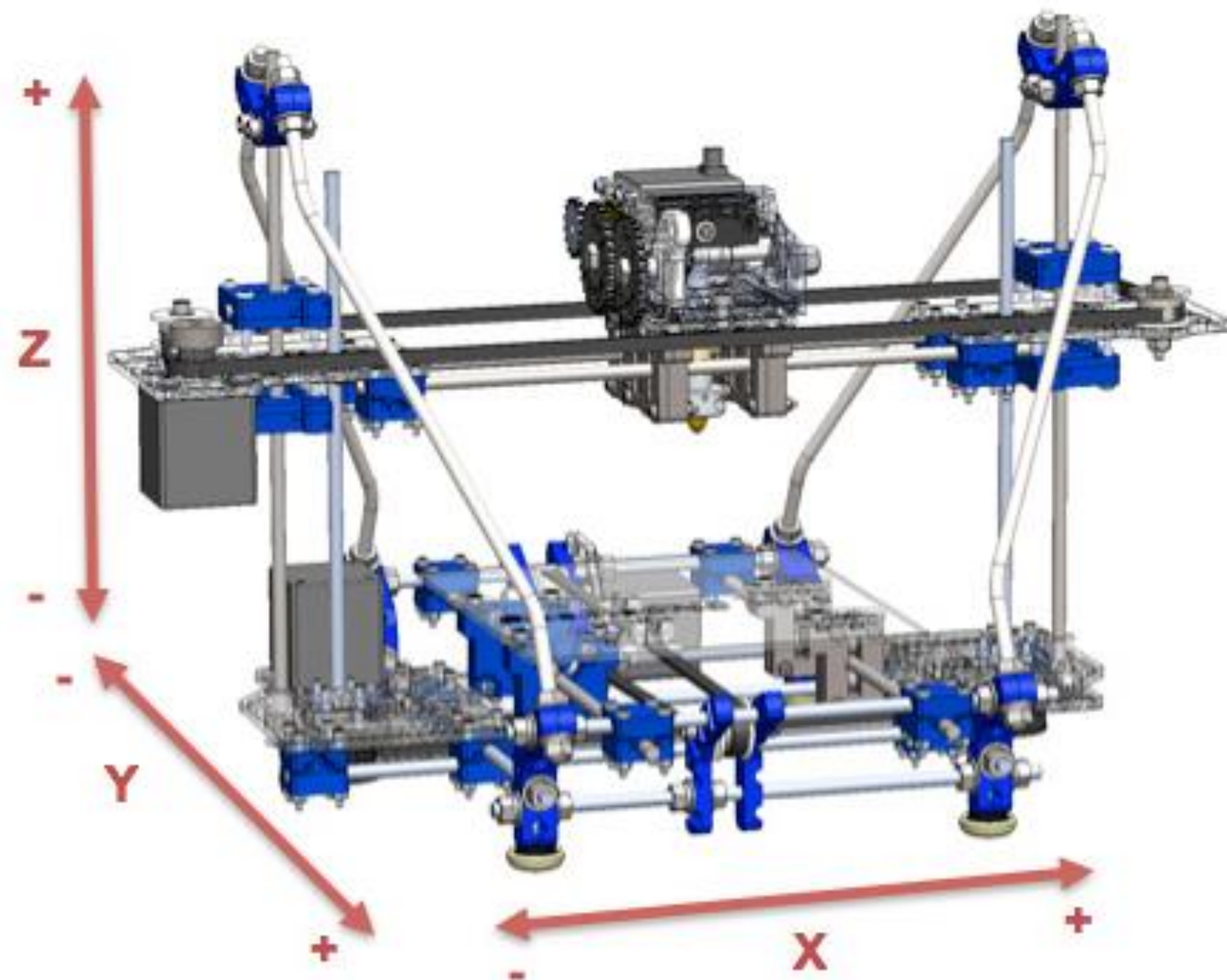
3  
TEMPLE  
LENGTH



以用戶為中心：

生產技術：  
一體成型

3D打印





線條、形狀和形態

創新和實驗：體驗 + 創新 + 實驗

使外觀、功能、品質都達到最佳效果



# 線條、形狀和形態

**體驗：**  
功能更符合人體工學





# 線條、形狀和形態


創新：  
達到美觀、時尚和  
佩戴者的滿意度





# 線條、形狀和形態

**創新 + 實驗：**  
調整製作/結構方向，  
控制成品質素和耐用度







# 線條、形狀和形態



外觀、功能、品質




體驗

設計思維過程 -  
探索個性化訂製

Experience

the Design Thinking Process -  
Exploration of Personalisation






# 探討

3D打印製作的眼鏡，如何突破  
最低訂貨量(M.O.Q.)的要求限制  
，以及定做尺寸和裝飾點綴，滿  
足個人化市場需求

## Explore

how 3D printed eyewear meets the  
needs of the personalised market by  
overcoming minimum order quantity  
(M.O.Q.) requirements, as well as  
customised sizes and decorative  
embellishments







產品

用戶

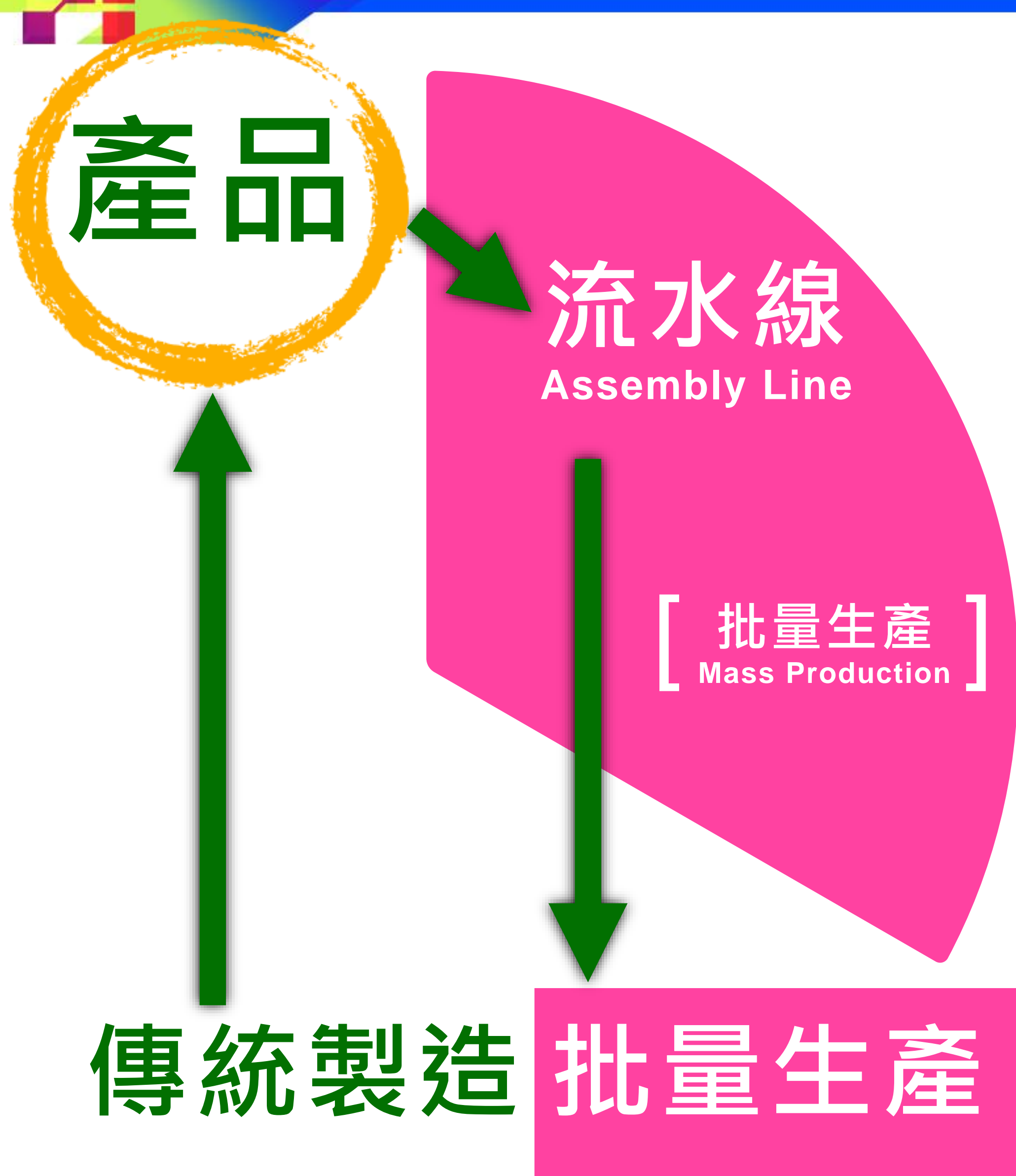
VS

原材料採購  
Material Sourcing

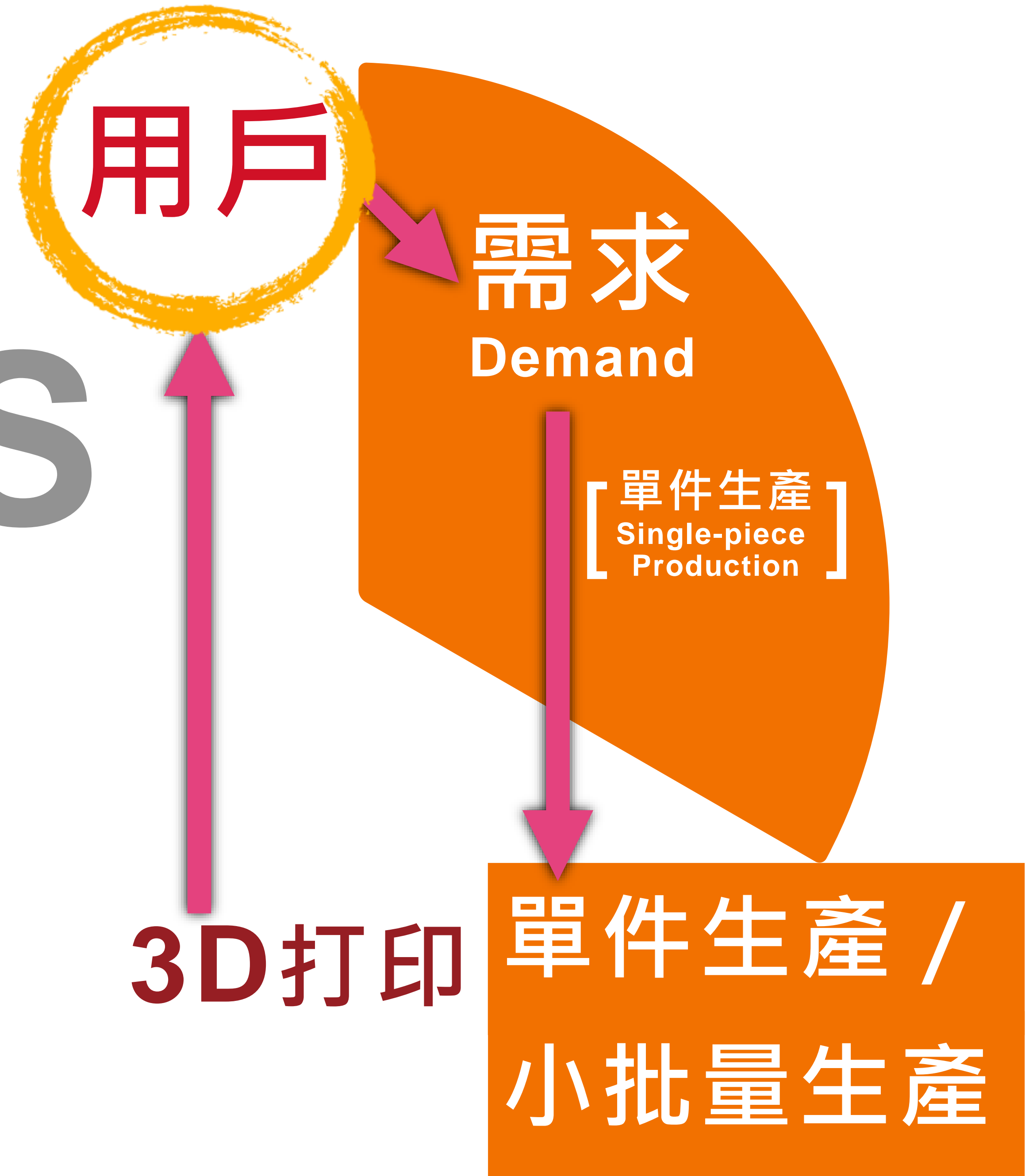
個性化訂製  
Personalisation

傳統製造

3D打印




VS





# 功能 / 裝飾

















動手做練習

Hands-on practice



## 情境題 Situational Questions -

一位來自A市的客戶提出以下要求：

**A client from City A requested the followings:**

- 1) 設計適合所有臉型佩戴的 3D 打印眼鏡  
Design 3D printed eyewear that is comfortable to wear for all facial shapes
- 2) 為 3D 打印眼鏡設計配件（眼鏡繩）  
Design accessories (eyewear rope) for 3D printed eyewear



# 眼鏡設計

# 開發經驗分享

分享3D打印製作眼鏡的整體設計：  
設計手稿、眼鏡部件的原型

## Experience Sharing

## of Eyewear Design Development

Overall design of 3D printed Eyewear :  
Design sketches, prototypes of eyewear components







體驗

設計思維過程 -  
探索個性化訂製

Experience

the Design Thinking Process -  
Exploration of Personalisation






# 解說

3D打印製作個性化眼鏡，通過提供定做製作各種尺寸組合的眼鏡，以配合不同顱骨和臉部特徵的佩戴者

## Illustrates

the personalisation of 3D printed eyewear by offering a variety of made-to-measure size combinations to accommodate wearers with different cranial and facial features.





Speaker:  
Mr. Edmond Wong  
Architect/ Product Designer

Master of Architecture (M.Arch), BS in The Chinese University of Hong Kong

Founder: ITUM - 3D Print-to-fit everyone spectacles

#### Awards:

- SaloneSatellite Silver Award (2017), Salome de Mobile, Milan, Italy
- Honorable Mention (2016), Innovative Youth Housing Design Competition, Hong Kong Institute of Architects
- 40 Under 40 Award (2015), Perspective Magazine
- Hong Kong Young Design Talent Award (2015), Hong Kong Design Centre
- Gold Award (2014), Design For Asia Award, Hong Kong Design Centre
- Champion (2012), Public Art Project - Tamar Government Headquarter, LCSD, HKSARG
- Champion (2009), Harmonized Neighbourhood, Sustainable Building Design Competition, Development Council, HKSARG






website: [www.itum.co](http://www.itum.co)

Video: <http://www.edmondwongstudio.com/mono-eyewear.html>






建築




展覽



傢具



室內設計



公共藝術



產品


MAKE SMART  
SMARTER

Copyright © 2023 HKPC All rights reserved


[www.edmondwongstudio.com](http://www.edmondwongstudio.com)



地理室



圖書館



STEM Room




英語室



接待處



# ARCHITECTURE





Bamboo Urbanism

竹樓







Champion for "Harmonized  
Neighborhood: Sustainable  
Building Design Competition"  
2009





Thesis Project  
2009







# ROPE UNROPED

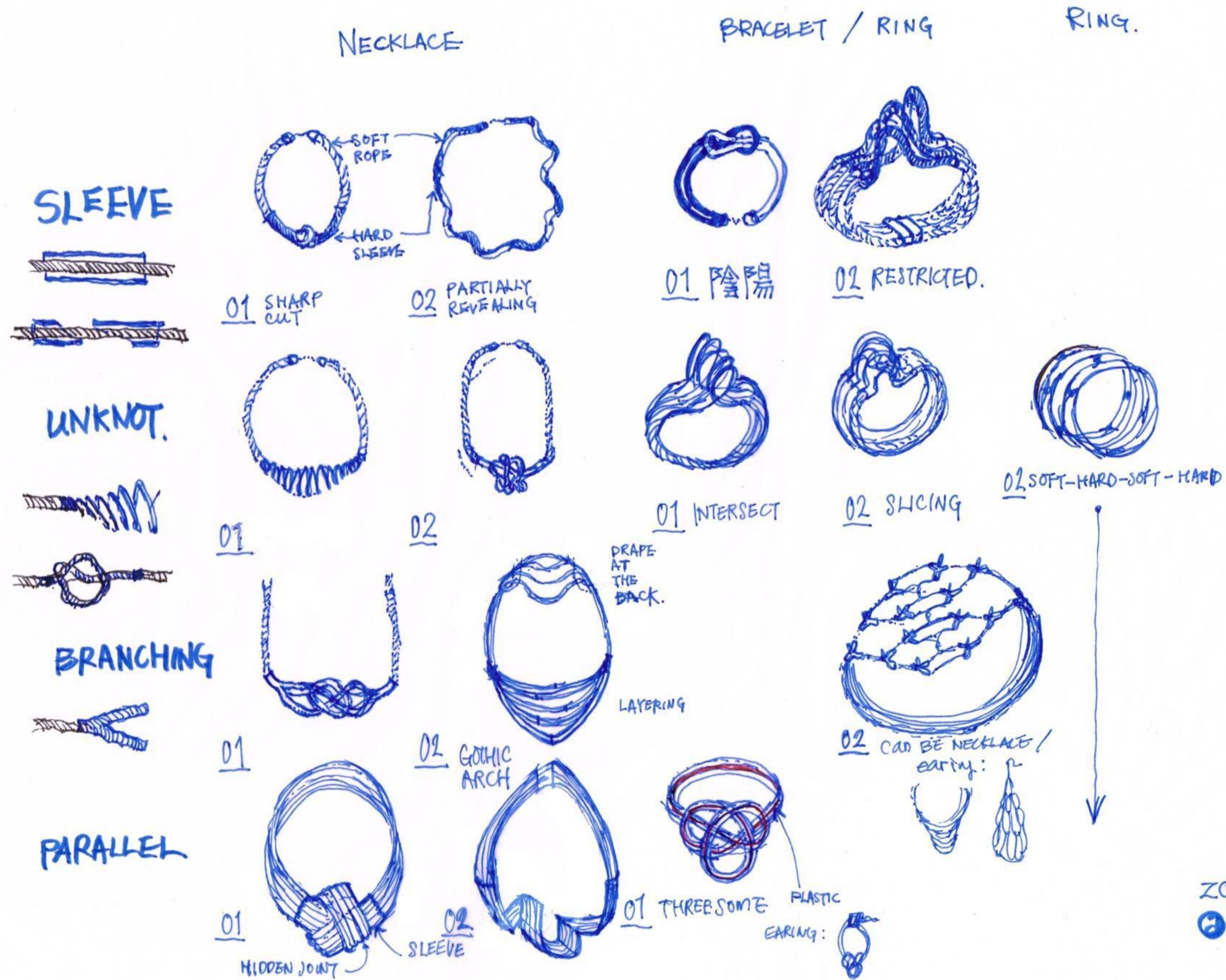
(In Collaboration with ZO-EE)

3D Printing X Handcraft



> ZO-EE's signature style: Chunky Knots






ZOEEX ITUM  
2014.07.18

> Idea sketch






> Dialogue between two designers





> How a rope is made?






> By 3 bundles of twisted fiber



> A rope unropes itself and becomes a pendant shape

















# B+ STOOL

3D Printing X Upcycling














































## 傳統眼鏡生產的問題


1. 大量機器
2. 大量人手
3. 大量浪費
4. 難以客制



1

4 5 6, 7 8


11



































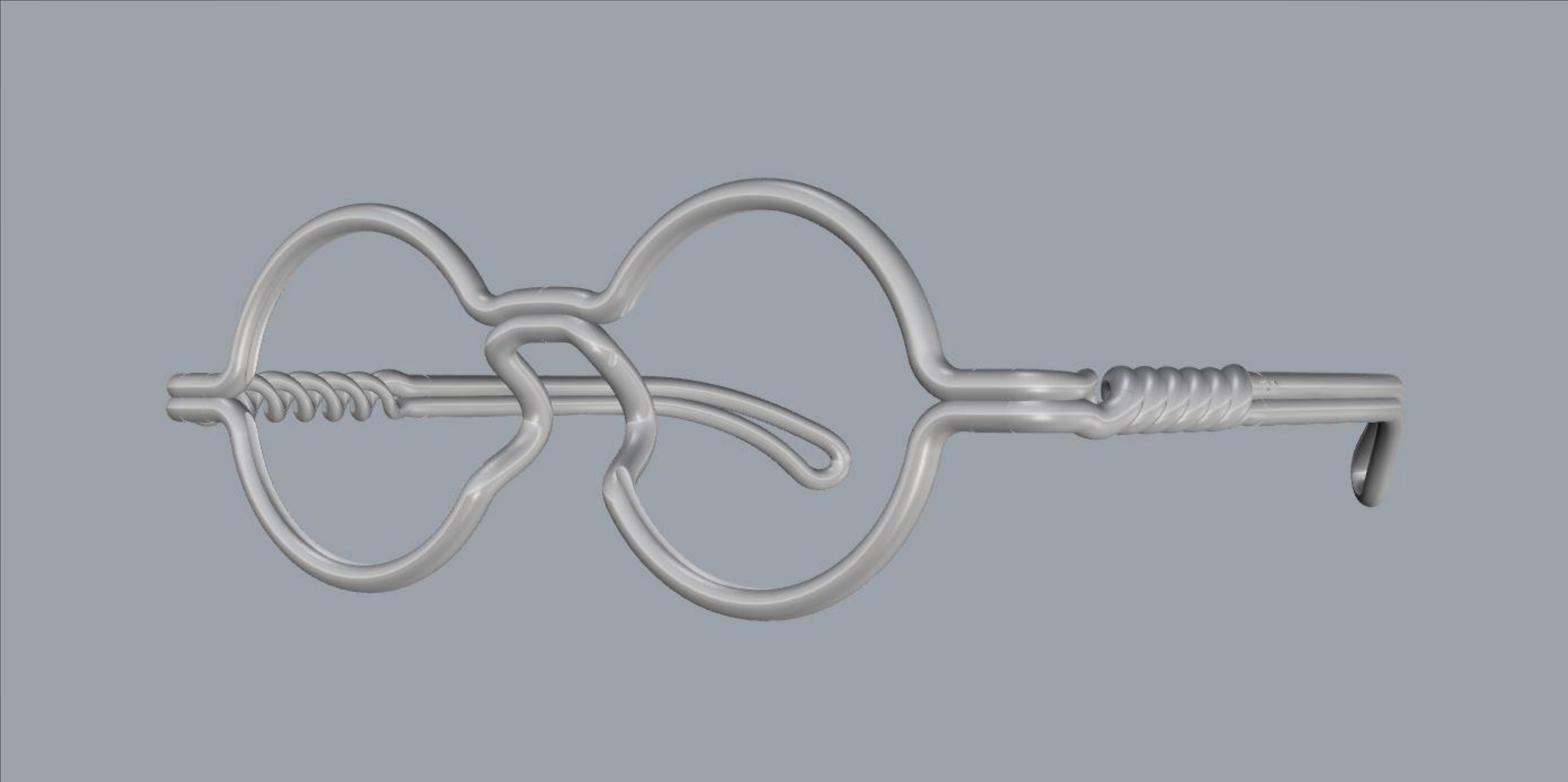







> Reductive Manufacturing





> Data from a 3D model



> SLS (Selective Laser Sintering) Printing





> Retrieving the products and recycling the raw materials



> Polishing






> Dyeing









3D Print



Clean



Polish



Dye

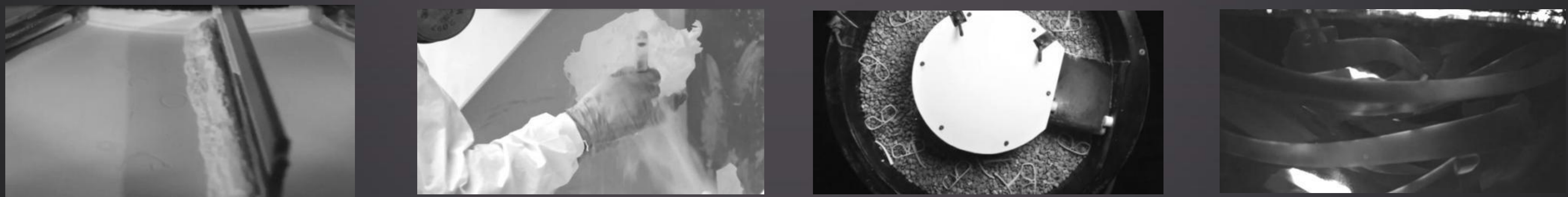
> Additive Manufacturing

Reductive Manufacturing



6 Steps

1 Step



Additive Manufacturing



1 2 3 4 5 6, 7 8 9 10 n



1







# MONO EYEWEAR

Ergonomic & Aesthetic



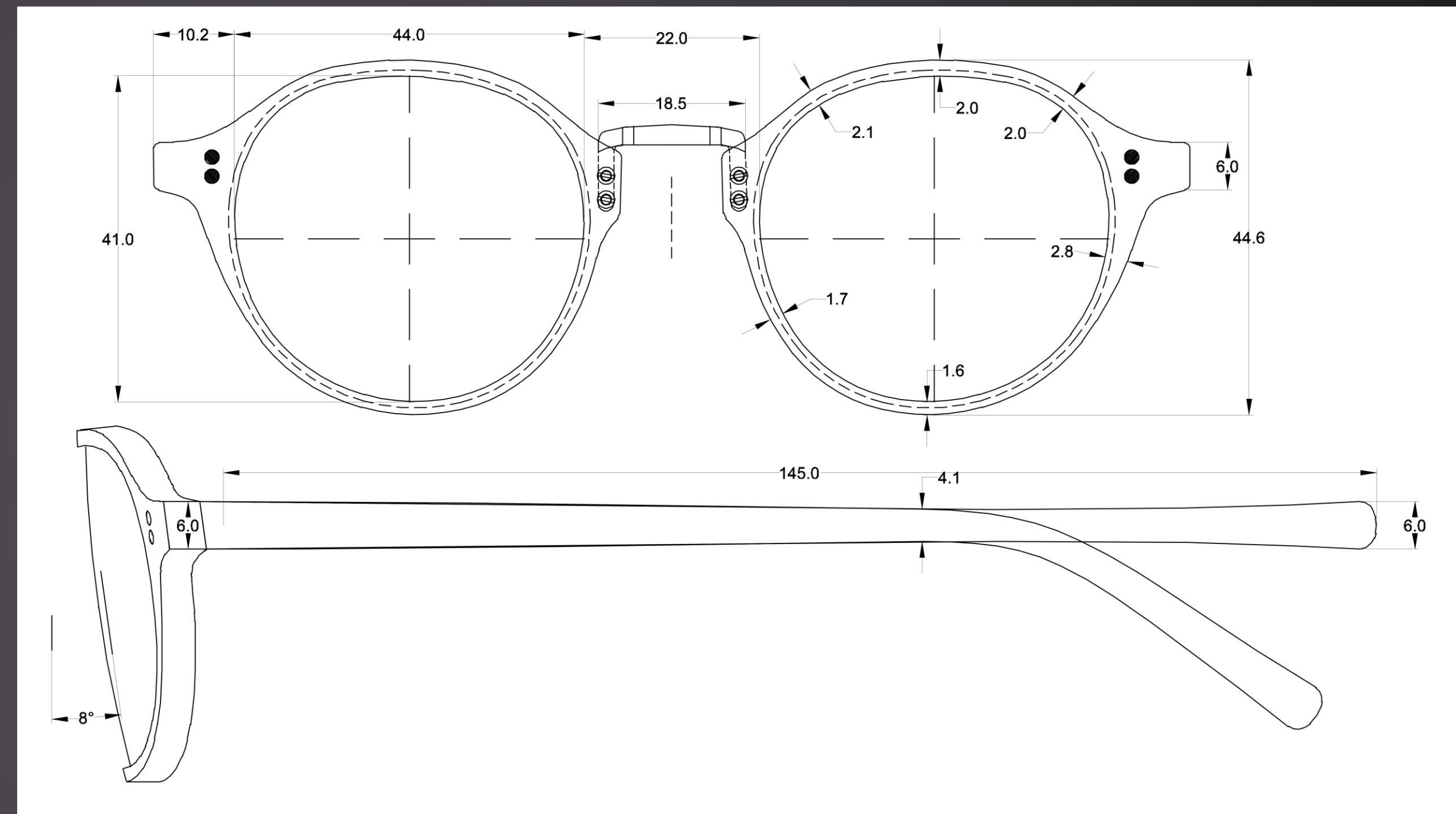
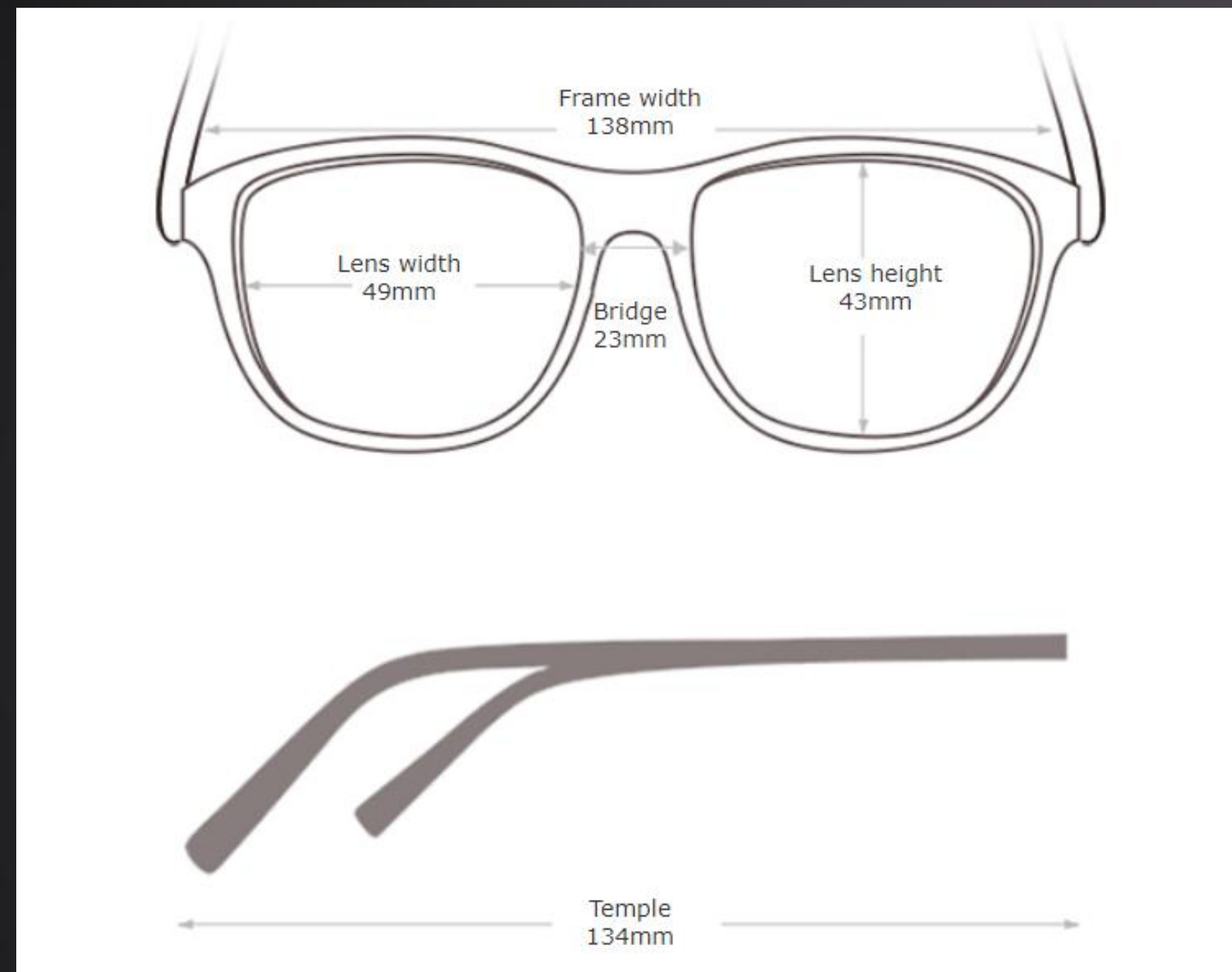


**Wearing Apple's Vision Pro for 30 minutes put a big red mark on the forehead of WSJ's gadget reviewer**



WSJ tech reviewer's forehead looks red after she wore an Apple Vision Pro [WSJ/Joanna Stern/YouTube](#)

> The importance of Ergonomic



> The importance of Ergonomic



# MONO

A GLASSES 3D PRINTED TO FIT YOUR FACE

by

ITUM

FITTING GUIDE



# 0.

SIZE CODE



X

1. FRAME  
WIDTH

X

2. NOSE PAD  
POSITION

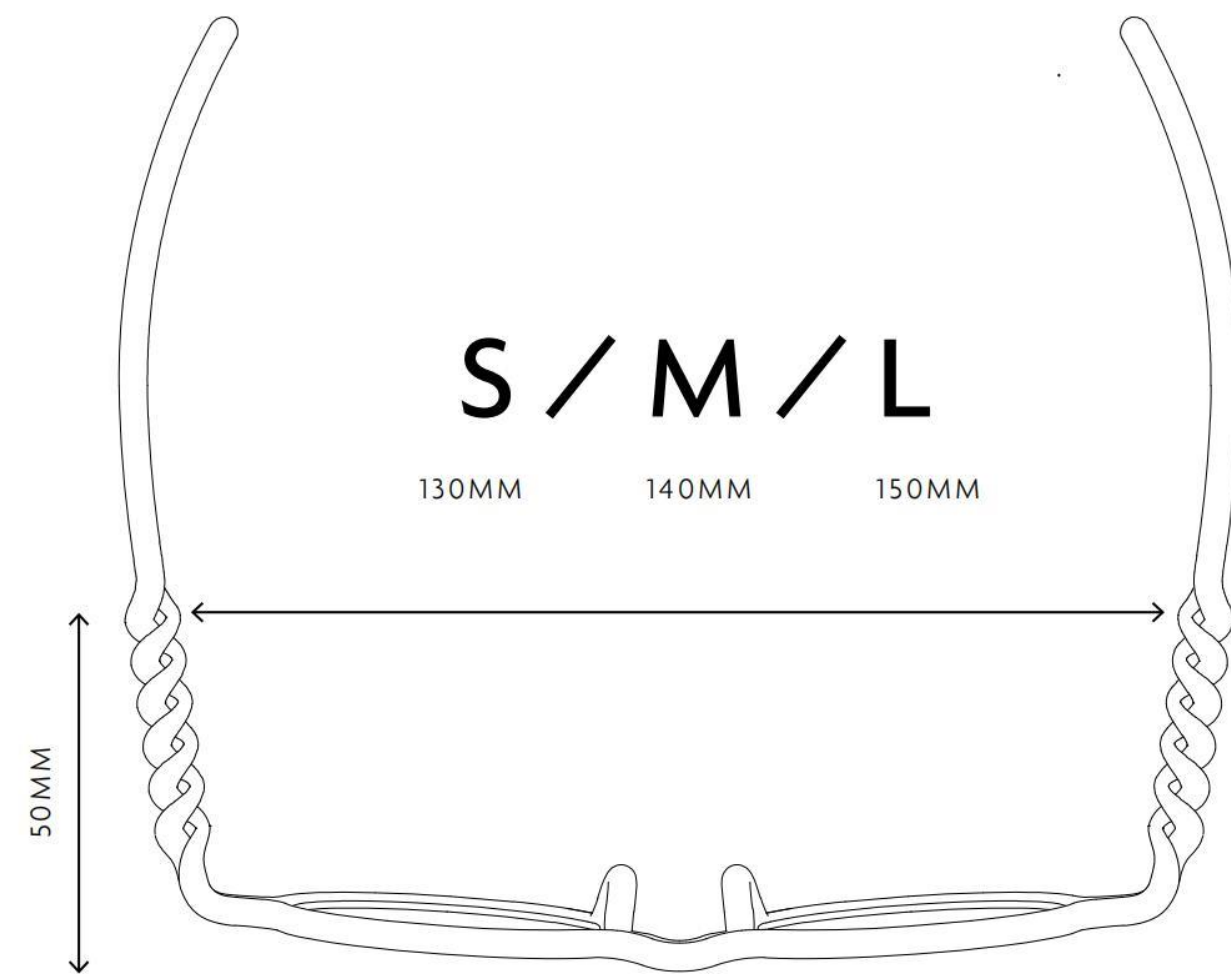
X

3. TEMPLE  
LENGTH

> The importance of Ergonomic

# 1.

FRAME WIDTH

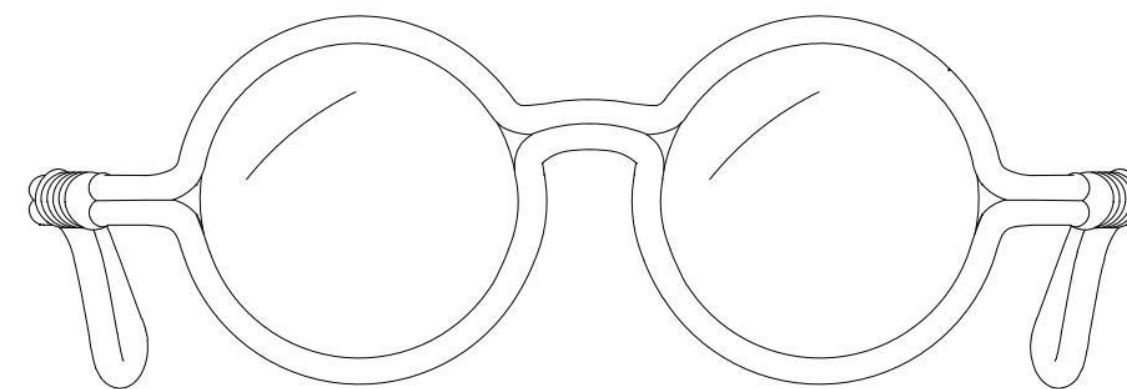


THE WIDTH OF THE FRAME IS MEASURED 50MM FROM THE FRONT, THIS IS WHERE THE FRAME START TO TOUCH YOUR FACE.

**S** : FOR SMALL FACES, E.G. LADIES OR KIDS.  
**M** : FOR AVERAGE FACES, E.G. CAUCASIANS.  
**L** : FOR WIDER FACES, E.G. ASIANS.

# 2.

NOSE PAD POSITION



**S / M / L**

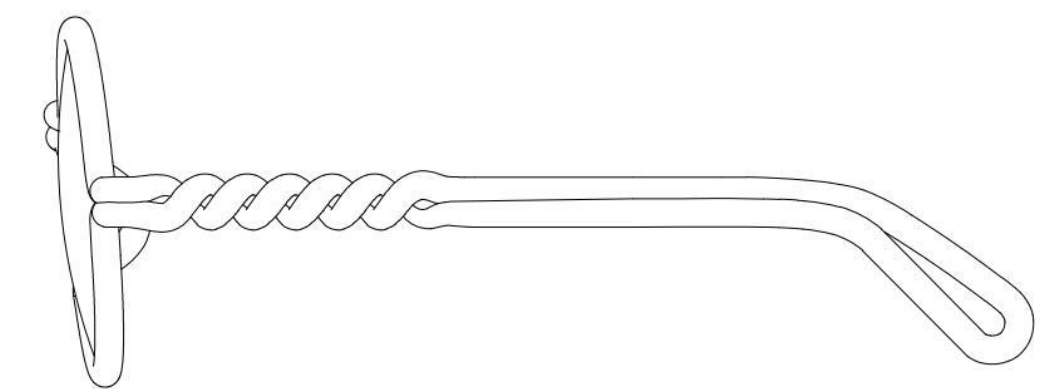
	10MM	13MM	13MM
DEPTH	15MM	15MM	10MM

THE WIDTH, WHICH IS THE CLEAR DISTANCE BETWEEN THE NOSEPADS, AND DEPTH OF OF THE NOSE PAD VARY TO FIT DIFFERENT TYPES OF NOSE BRIDGES.

**S** : FOR SHALLOW NOSE BRIDGES  
**M** : FOR AVERAGE OR SHALLOW BUT WIDE NOSE BRIDGES  
**L** : FOR HIGH NOSE BRIDGES

# 3.

TEMPLE LENGTH



**S / M / L**

	105MM	115MM	125MM
--	-------	-------	-------

THE LENGTH OF TEMPLE IS MEASURED FROM THE FRONT TO THE TURN OF THE EARPIECE WHERE IT RESTS ON THE EAR.

**S** : FOR SMALL OR FLAT FACES, E.G. KIDS.  
**M** : FOR AVERAGE FACES, E.G. CAUCASIANS.  
**L** : FOR BIG OR ROUNDED FACES, E.G. ASIANS.

> The importance of Ergonomic







Tom Cruise in Top Gun Maverick 2022

A cult classic, the movie was a huge success among the audiences. So much so that Cruise's U.S. Navy character boosted real-life naval recruitments by 500% after the movie's release. And owing to this insane success, almost 80 years after the incorporation of the company, Ray-Ban saw a whopping 40% increase in its sales, while linking the glasses with its military roots.

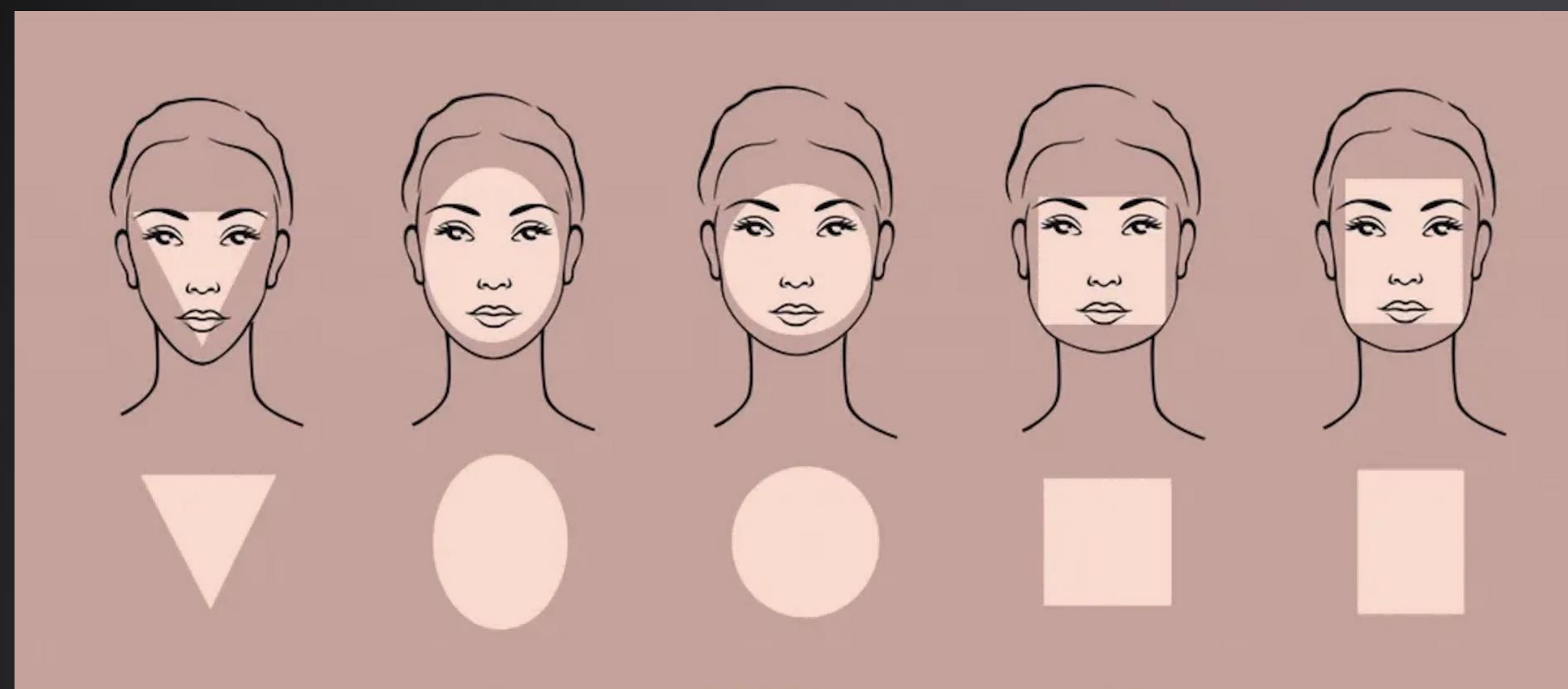
> The importance of Aesthetic





> The importance of Aesthetic





FACE SHAPES	Long	Rectangle	Round	Square	Inverted Triangle	Heart	Rhombus or Diamond	Triangle	Oval
FRAME STYLES									
Aviators	✓	✓	✓	✓	✓	✓	✓	✓	✓
Wayfarer	✓	✓	✗	✓	✓	✗	✗	✗	✓
Browline	✓	✓	✗	✓	✗	✗	✗	✓	✓
Round	✓	✓	✗	✓	✓	✗	✓	✗	✗
Oval	✓	✓	✗	✓	✗	✗	✓	✓	✗
Geometric	✓	✓	✗	✗	✓	✓	✗	✓	✓
Wrap	✓	✓	✓	✓	✓	✓	✓	✓	✓
Rectangle	✗	✗	✓	✗	✗	✓	✗	✓	✓
Square	✗	✗	✓	✗	✓	✗	✗	✗	✓

> The importance of Aesthetic

# MONO EYEWEAR

3D Printing X Mass Customization



如果衣服鞋子都有尺碼可選, 為何眼鏡沒有?



L

M-M

1

WAE.  
WD

2

NOSI...IPA:D  
W D |

3

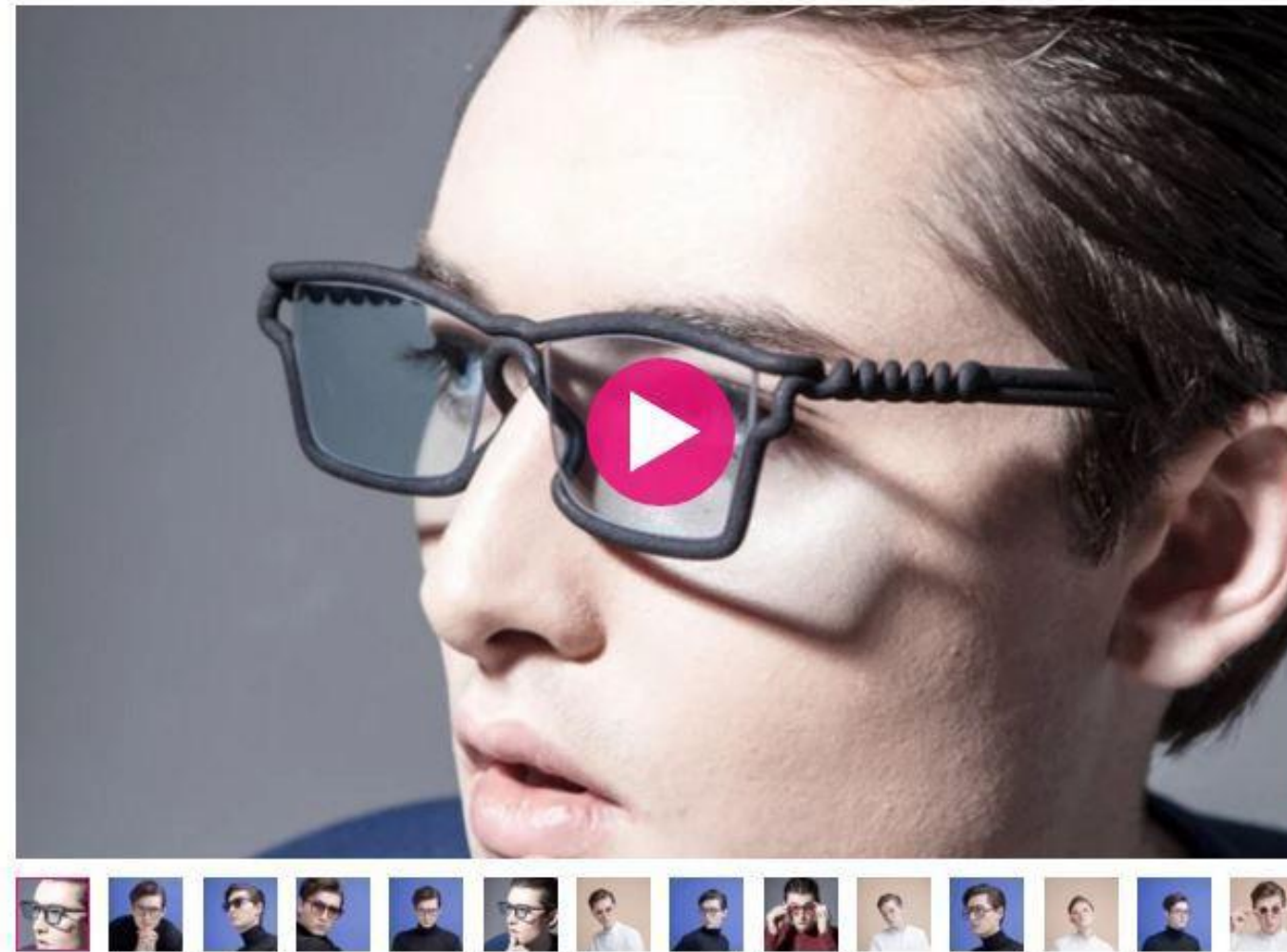
TEMPLE  
LENGTH











**STORY** [UPDATES \(14\)](#) [COMMENTS \(61\)](#) [BACKERS \(150\)](#)

InDemand

## MONO: An Eyewear 3D Printed to Fit Your Face

Seamless - Ultra Light - Interchangeable - Get Your Custom Fit MONO Now!



ITUM  
Hong Kong, Hong Kong  
[About](#) | [Ask a question](#)

**\$10,420** USD total funds raised  
184% funded on May 26, 2015



PERKS

### FEATURED

**\$129** USD

#### MONO Combo

1 Frame + 1 Pair of Reading Lens + 1 Pair of Tinted Lens. Prescription Possible -30% OFF Retail Price. -Case and Lens Cloth Included. -Add shipping cost with "Additional Gift" function. (HK Free Shipping, \$15 Asia/Europe, \$20 Rest of the World) -We will contact you after order is placed for the choice of style/color/size...

14 out of 30 claimed  
Ships Worldwide

ESTIMATED SEPTEMBER 2015

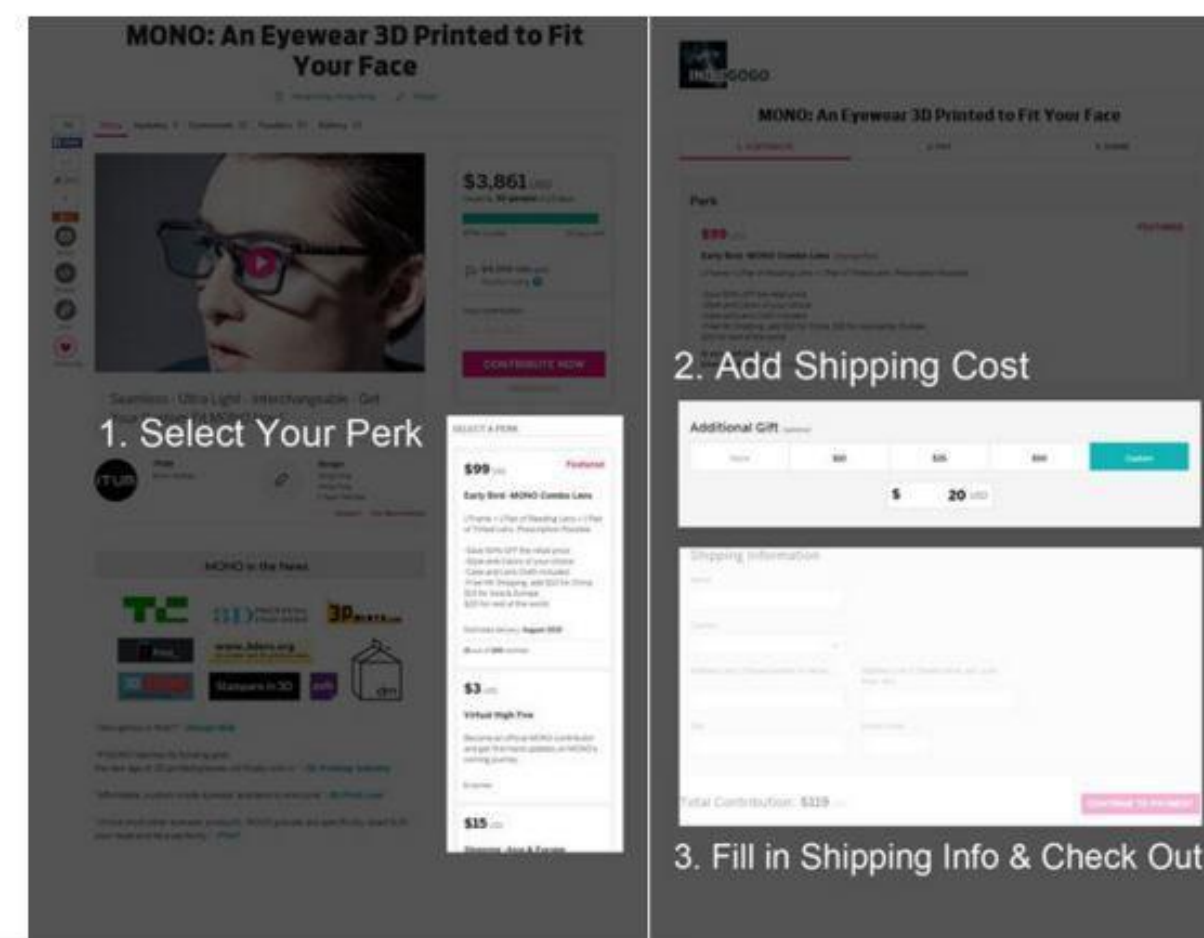
**\$3** USD

#### Virtual High Five

Become an official MONO contributor and get first-hand updates on MONO's coming journey.

2 claimed


### How To Order?




> MONO is funded successfully by a crowdfunding campaign



## MONO in the News



PROUDLY  
NOMINATED FOR



"How genius is that?!" -[Design Milk](#)

"If MONO reaches its funding goal,  
the new age of 3D printed glasses will finally kick in." -[3D Printing Industry](#)

"Affordable, custom-made eyewear available to everyone" -[3D Print.com](#)

"Unlike most other eyewear products, MONO glasses are specifically sized to fit  
your head and face perfectly." -[PSKF](#)


> The project has drawn international attention



## See The Specs Restyled By 3D Printing

Posted Apr 21, 2015 by [Natasha Lomas](#) ([//twitter](#))

! [//twitter](#) [//facebook](#) [//linkedin](#)



The 3D printed future is looking increasingly c<1rtoonish if this crowdfunder for one-piece flexible nylon eyewear is making a prescient design c<ill. Called Mono, the designer specs look like they've been scribbled onto the model's face with a Sharpie marker

Hong Kong based drchitect Edmond Wong came up with the idea piece pair of specs that are printed in one go after having trouble finding glasses that fit. He says he had existing experience using making architectural models so put the two together and came u for a range of 3D printed one-piece specs - bringing an optician

board for relevant experience.



### 3D H.E:PYI.Ufiiffi ft; Wong

讀好此文 對你好 分享 154

30 Hf1JH 5R iil&, J:-YAA oJJ.JAHh): tMi, WihEIG a'.HJI + t8j9\_ i9 1A 3i-!:\$Gll'Jru!: tiffi&.fCrJE.? B unwirett f!ll7iffi 30HE/15e!trul: ;fma :fitt: (Edmond Wong)t!t!f.ijjiil\_]

The Mono design allows online buyers to be reasonably confident across the range of styles and without trying the glasses on in pe across the range of styles and w

designs are sized across three points on each pair of glasses, each



...;:; tt fl(JEdmond SEFJ: LiittU/iZ:6-hiff, f!p<1; ;W f!a<J UH<-<ltt 'is \$ s.IffFc1 !:L.S\$9J ij":t<1;? dJ@f(J F..L ffiJ..nttt" -Er\_, lffl!!7 Edmond Wong Studio,& ITUM, f!cWfJ1uW\*:sile T& Q.liiffi.Jiff f!ll!!WEI W t!J3D HffJ +

#### 3Dmomlil. H:±J'8:..

Edmond fnrul:H"FAlli.gfl #l 30HfJlil:li:aJiHi, Hff1:Z \$Ga'J , rttffit!:11/U \_l, @t!Jl(f!ff!;M,IRI/c3itU1YJ , fj A5!;:, IIS3 , :t:t.T, f!fiWiEIGm t-U\_ , !fH1 30 Hf!lilEaim ill (f:Jf!tm\*fiM, ill Edmond @ il E M!l:ill!U!f!f!il:f!f!l, r tm 30 dEd!l!W.t!f!f!J l!d6!J-f IBA/d-l-l , oa f!S!l, mlli F 3D HffJl.Qlfrn J8ffl, HJ B A/&li!f-L , HJ Uil!UJ1<li/i07 , lilo!cm-illUJHi, iliWl 3D HfJl:±leRlnmil!c!e!1'Hf!lil!oimil!

競爭 + 1

#### T.: NEWSLETTERS

!!" TechCruch Daily Top headlines, delivered daily  
!!!!" TC Week-In-Review Most popular stories, delivered sund ys  
lit crunchBase D.ally L;nest startup fundings,delivereddaio/

Enter Address SUBSCRIBE

#### LATEST CRUNCHREPORT



unw;r@.hk  
lir la-!HiH

生活 科技 手帳 筆電/平板 相機 生活 科技 評論 TV 商務 Galaxy Apps 選輯

### 專訪 ITUM 創辦人 Edmond Wong



About the Author

依莉詩

生活部不講科技，要講就不緊嘗試。

#### 重點消息

KKBOX

VS

Apple Music

音質 歌種 功能

音質、歌種、功能比拼 – KKBOX vs Apple Music

Read article

#### 最新評測

智能手帶

Jawbone UP3



Ar.CHiTtECTURE 1, ART 1, HOlE IJr.RIORS t. STtLL 1, TLCH " COLU 'tI"SCOLUMNS

PREVIOUS


NEXT

MOST POPULAR

WEEK

## MONO: GLASSES 3D PRINTED TO FIT YOUR FACE

Posted by [Caroline Williamson](#) on 04.30.15 in [Main](#), [Style](#) + [Fashion](#)



THE SUPER-CONDUCTIVE LEXUS SLIDE HOVERBOARD



A MODERN EXTENSION & RENOVATION OF A VICTORIAN RESIDENCE

太陽報 THE SUN

大搜查 A16

不忌難揀尺碼 網上集資創業

建築師賣眼鏡

打印頭形

Fit

續造與賣眼鏡，看似風馬牛不相及，不過為近年炙手可熱的立體打印技術牽紅線後，卻變成有段有路的事業，本身是建築師及設計師的黃澤華，有暇在市面難以買到合眼形的眼鏡，想到「點解買咁難呀，點解做咁尺嘅眼鏡可以咁貴真係難，買眼鏡時，睇咗都未必有啱自己尺碼的眼鏡可出嚟？」這段鬱氣和不甘，成為其創業動力，利用從事建築時經常接觸到的立體打印技術，造碟自己及其他四眼仔架，更在網上集資，變成一盤具創意又好玩的生意。

記者盧明輝攝

全城大搜查

全城大搜查

● 立體打印眼鏡的鼻托、鏡架、鏡框零件全都有得揀。(受訪者提供)

● 黃澤華指立體打印將會是第三次工業革命，可為生活帶來大改變。

● 利用立體打印技術，話咁快就「印」出一副合心水的眼鏡。(互聯網)















The  
United  
States  
of  
America



The Director of the United States  
Patent and Trademark Office

I have received an application for a patent for  
a new, original, and ornamental design for  
an article of manufacture. The title and  
description of the design are enclosed. The  
requirements of law have been complied  
with, and it has been determined that a  
patent on the design shall be granted under  
the law.

Therefore, this

United States Patent

Grants to the person(s) having title to this  
patent the right to exclude others from mak-  
ing, using, offering for sale, or selling the  
design throughout the United States of  
America or importing the design into the  
United States of America for the term set  
forth by law.

Joseph Mataf

Performing the Functions and Duties of the  
Under Secretary of Commerce for Intellectual Property and  
Director of the United States Patent and Trademark Office

US009772507B2

United States Patent  
Wong

(to) Patent No.: US 9,772,507 B2  
(45) Date of Patent: Sep. 26, 2017

(54) SPECIACLE FRAME WITH INTERWING  
HELIX JOINTS AND NOSE PAD STRUCTURE  
TO FACILITATE INTERCHANGING OF LENSES

(71) Applicant: Chak Yuen Wong, Hong Kong (HK)

(72) Inventor: Chak Yuen Wong, Hong Kong (HK)

(i) Notice: Subject to any disclaimer, the term of this  
patent is extended or adjusted under 35  
U.S.C. 154(b) by 0 days.

(21) Appl. No. 15/055,447

(22) Filed: Feb. 26, 2016

(65) Prior Publication Data  
US 2016/0266401 A1 Sep. 15, 2016

U.S. Application Data

(60) Provisional application No. 62/132,539, filed on Mar.  
13, 2015.

(51) Int. Cl.  
G12C 5/14 (2006.01)  
G02C 1/08 (2006.01)  
G12C 5/22 (2006.01)  
G02C 5/16 (2006.01)  
G02C 5/00 (2006.01)  
(52) U.S. Cl.  
C1C (2013.01); G02C 5/12 (2013.01); G02C 5/16 (2013.01); G02C 2200/10 (2013.01)

(58) Field of Classification Search  
CPC ..... G02C G02C 1/08; G02C 2200/10;  
G02C 5/12; G02C 5/143; G02C 5/146;  
G02C 5/2272  
USPC ... 351/92, 90, 93, 95, 98, 99, 100, 101, 111,  
351/116, 153, 124, 131, 132, 83, 41;  
16/228

See application file for complete search history.

(5C) References Cited

U.S. PATENT LITERATURES  
2,746,087 A\* 5/1956 Dokzal 1329012/02  
5,073,020 \\* 12/1991 Lindberg 16/228  
5,135,296 \\* 8/1992 Lindberg G02C 1/02  
6,015,212 A\* VIKKI Fotini 351/106  
6,264,326 131" 7/2001 Ilyoi G02C 1/02  
6,315,406 131" 11/2001 Carraro G02C 1/04  
15/138

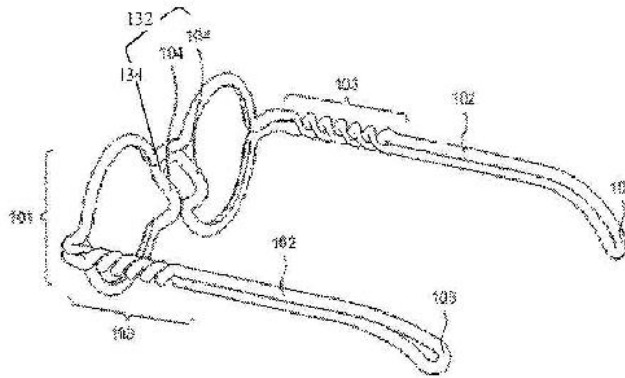
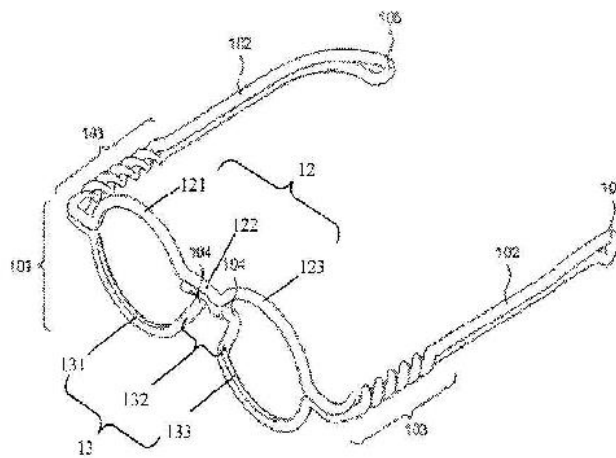
\* cited by examiner

Primary Examiner - Hung Dang  
(74) Attorney, Agent, or Firm - Vlyne & King LLC

(57) ABSTRACT

This patent application relates to spectacles or spectacle  
frames with intertwining helix joints and a nose pad portion  
to facilitate an interchanging of lenses of the spectacles. The  
helix joint allows the temples to move into a folded position.  
The nose pad portion provides an access portion for demar-  
ching and/or attaching the lenses.

19 Claims, 4 Drawing Sheets



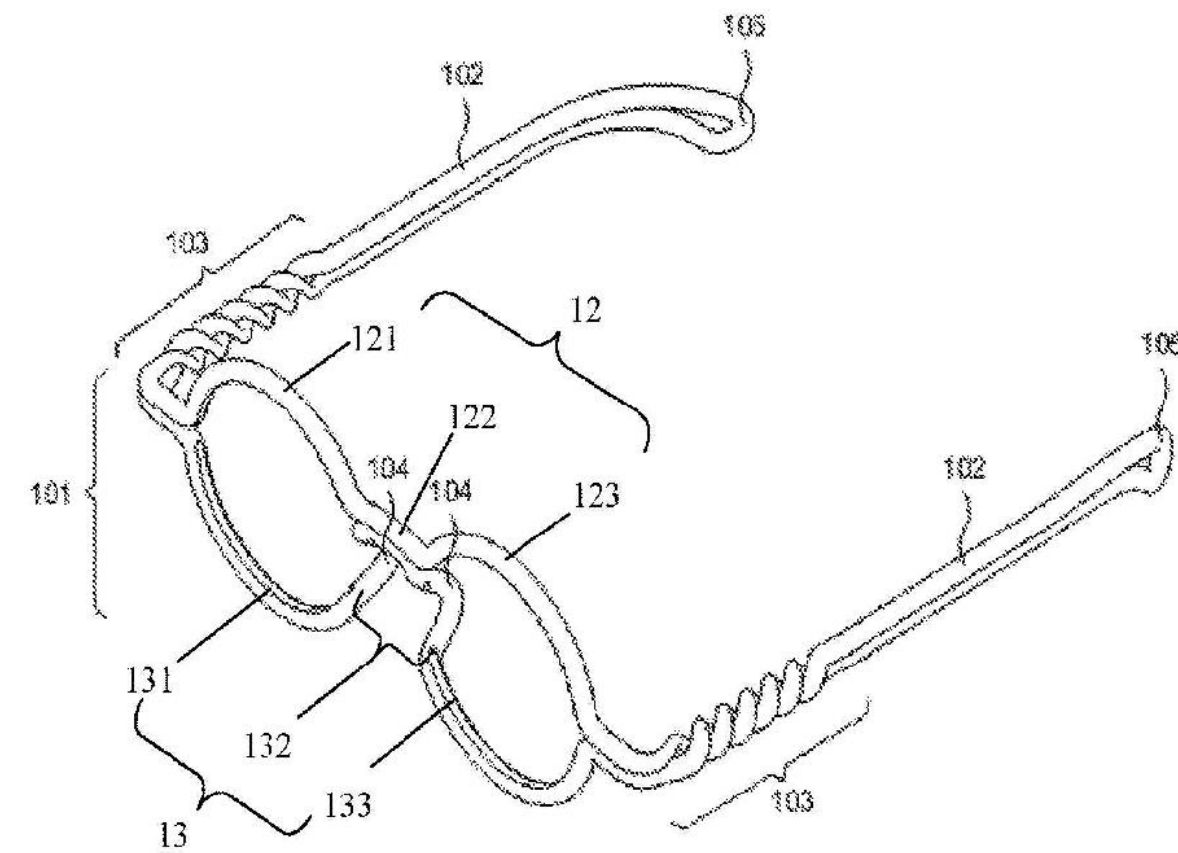


FIG. 1

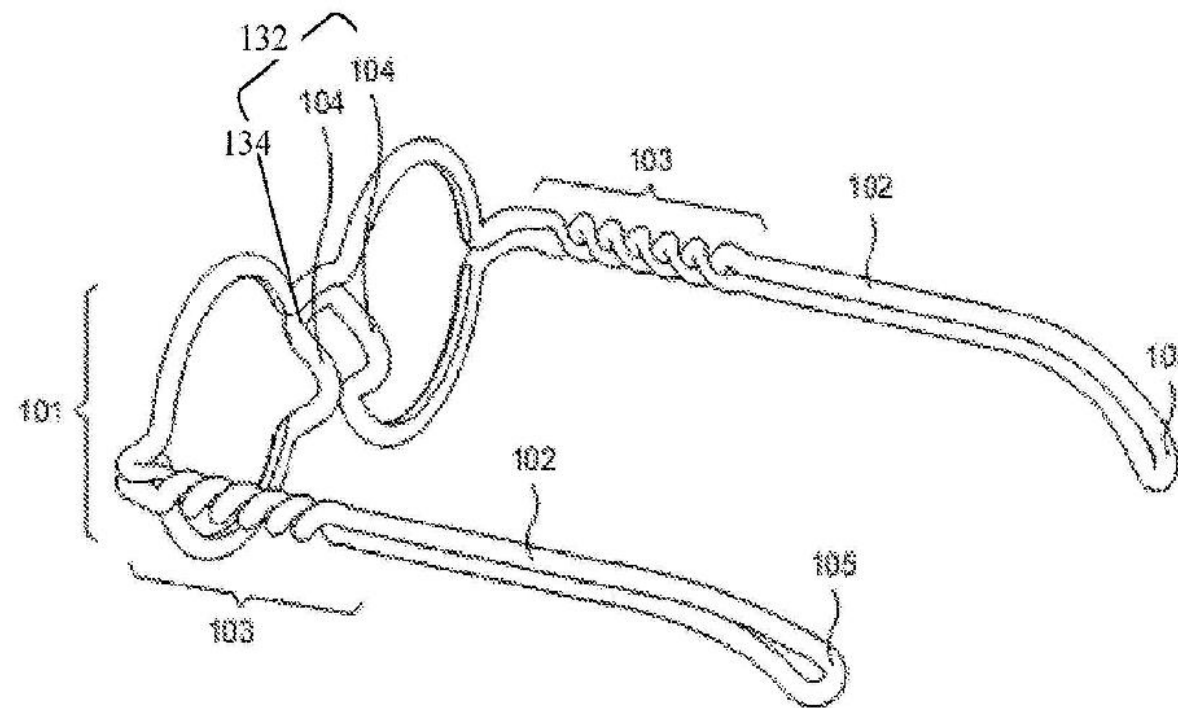


FIG. 2

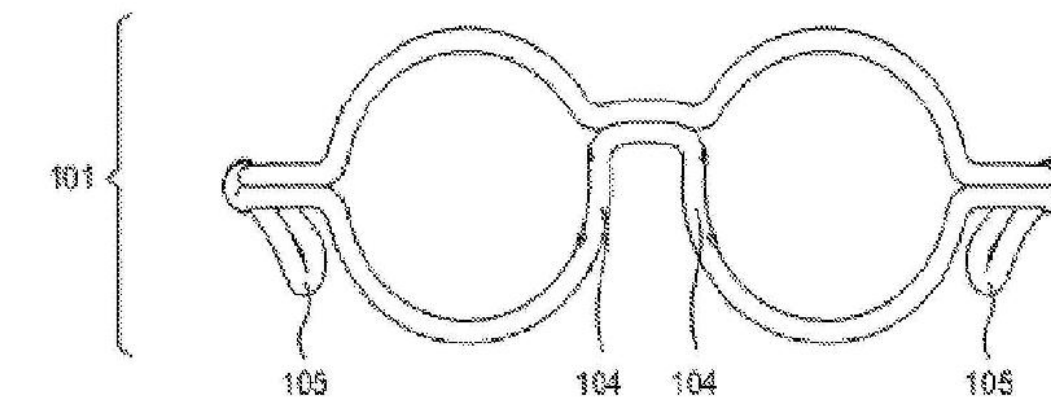


FIG. 3

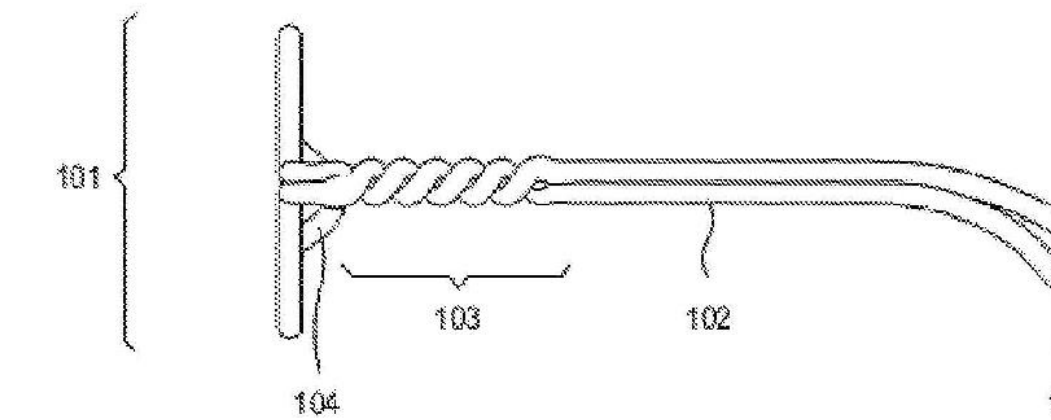


FIG. 4




# WORKSHOP

Design Your Own Glasses

2.

NOSE PAD POSITION



S / M / L

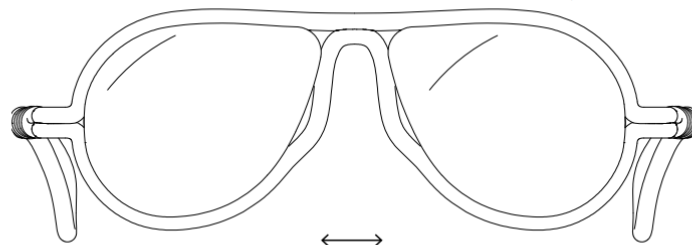
	10MM	13MM	13MM
DEPTH	15MM	15MM	10MM

THE WIDTH, WHICH IS THE CLEAR DISTANCE BETWEEN THE NOSEPADS, AND DEPTH OF OF THE NOSE PAD VARY TO FIT DIFFERENT TYPES OF NOSE BRIDGES.

S : FOR SHALLOW NOSE BRIDGES  
M : FOR AVERAGE OR SHALLOW BUT WIDE NOSE BRIDGES  
L : FOR HIGH NOSE BRIDGES

2.

NOSE PAD POSITION



S / M / L

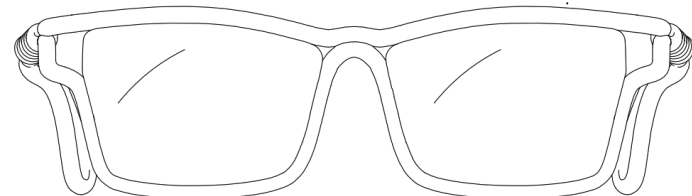
	10MM	13MM	13MM
DEPTH	15MM	15MM	10MM

THE WIDTH, WHICH IS THE CLEAR DISTANCE BETWEEN THE NOSEPADS, AND DEPTH OF OF THE NOSE PAD VARY TO FIT DIFFERENT TYPES OF NOSE BRIDGES.

S : FOR SHALLOW NOSE BRIDGES  
M : FOR AVERAGE OR SHALLOW BUT WIDE NOSE BRIDGES  
L : FOR HIGH NOSE BRIDGES

2.

NOSE PAD POSITION



S / M / L


	10MM	13MM	13MM
DEPTH	15MM	15MM	10MM

THE WIDTH, WHICH IS THE CLEAR DISTANCE BETWEEN THE NOSEPADS, AND DEPTH OF OF THE NOSE PAD VARY TO FIT DIFFERENT TYPES OF NOSE BRIDGES.

S : FOR SHALLOW NOSE BRIDGES  
M : FOR AVERAGE OR SHALLOW BUT WIDE NOSE BRIDGES  
L : FOR HIGH NOSE BRIDGES

2.

NOSE PAD POSITION



S / M / L

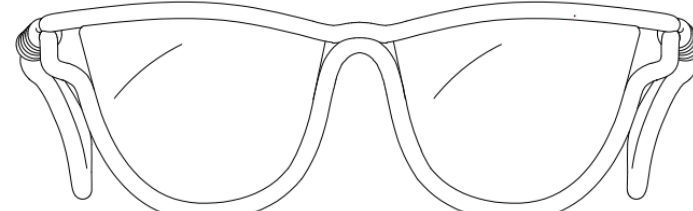
	10MM	13MM	13MM
DEPTH	15MM	15MM	10MM

THE WIDTH, WHICH IS THE CLEAR DISTANCE BETWEEN THE NOSEPADS, AND DEPTH OF OF THE NOSE PAD VARY TO FIT DIFFERENT TYPES OF NOSE BRIDGES.

S : FOR SHALLOW NOSE BRIDGES  
M : FOR AVERAGE OR SHALLOW BUT WIDE NOSE BRIDGES  
L : FOR HIGH NOSE BRIDGES

2.

NOSE PAD POSITION



S / M / L

	10MM	13MM	13MM
DEPTH	15MM	15MM	10MM

THE WIDTH, WHICH IS THE CLEAR DISTANCE BETWEEN THE NOSEPADS, AND DEPTH OF OF THE NOSE PAD VARY TO FIT DIFFERENT TYPES OF NOSE BRIDGES.

S : FOR SHALLOW NOSE BRIDGES  
M : FOR AVERAGE OR SHALLOW BUT WIDE NOSE BRIDGES  
L : FOR HIGH NOSE BRIDGES





# Thank you

**Hong Kong Productivity Council**  
**香港生產力促進局**

HKPC Building, 78 Tat Chee Avenue, Kowloon, Hong Kong

香港九龍達之路78號生產力大樓

Tel: +852 2788 5678 Whatsapp: +852 5283 4131

[www.hkpc.org](http://www.hkpc.org)